


# Creating and Using Conversation Nodes

A Conversation groups messages exchanged among collaboration participants.

To create a Communication between two Pools

1. Create a Conversation and Pool.
2. Create a Conversation Link from the Conversation to a Pool.
3. Draw another Conversation Link from the Conversation to another Pool.


 A Pool requires a specified Representing Resource.


To select Message Flows grouped by a Conversation

1. Do one of the following:
  - Open the Conversation shape **Specification** window. Select the **Message Flow Refs** property value cell and then click the ... button.
  - Select a Communication shape and on the Smart Manipulator toolbar, click the **Message Flows** button.

The **Select Message Flows** dialog opens. It shows all Message Flows that are grouped by a Conversation.

2. Select one or more Message Flows and click **OK**.

 When the Show Message Flows Related to Participants check box is selected, only the message flows that exist in a project between the Representing Participants of the pools connected by a Conversation will show. Click to clear the check box to see all message flows in a project.

 You can also assign a Message Flow to a Conversation by dragging it from the Containment tree to a Conversation shape on the BPMN Collaboration diagram.

To create a SubConversation

- On the diagram pallet, click **SubConversation**.

A SubConversation can contain inner Conversation Nodes (Conversation and SubConversation).

To create a Conversation Node for a SubConversation, do one of the following

- Select SubConversation and on the Smart manipulator toolbar, click the **SubConversation** button.
- Open the Specification window, select **Conversation Nodes** in the property group list on the left. Click the **Create** button and select a Node type. Type the name and click **Close**.

A CallConversation can reference Collaboration or Global Conversation.

To create a CallConversation

- On the diagram pallet, click **SubConversation**.

## Related elements

- [Conversation](#)
- [SubConversation](#)
- [Call Conversation](#)
- [Message](#)
- [Message Flow](#)
- [Pool and Lane](#)

## Related diagram

- [BPMN Collaboration Diagram](#)

## Related procedures

- [Creating a Diagram](#)
- [Creating and Using Pool and Lanes](#)
- [Creating and Using Message Flow](#)
- [Creating and Using Participant](#)