

Defining hyperlinks

On this page

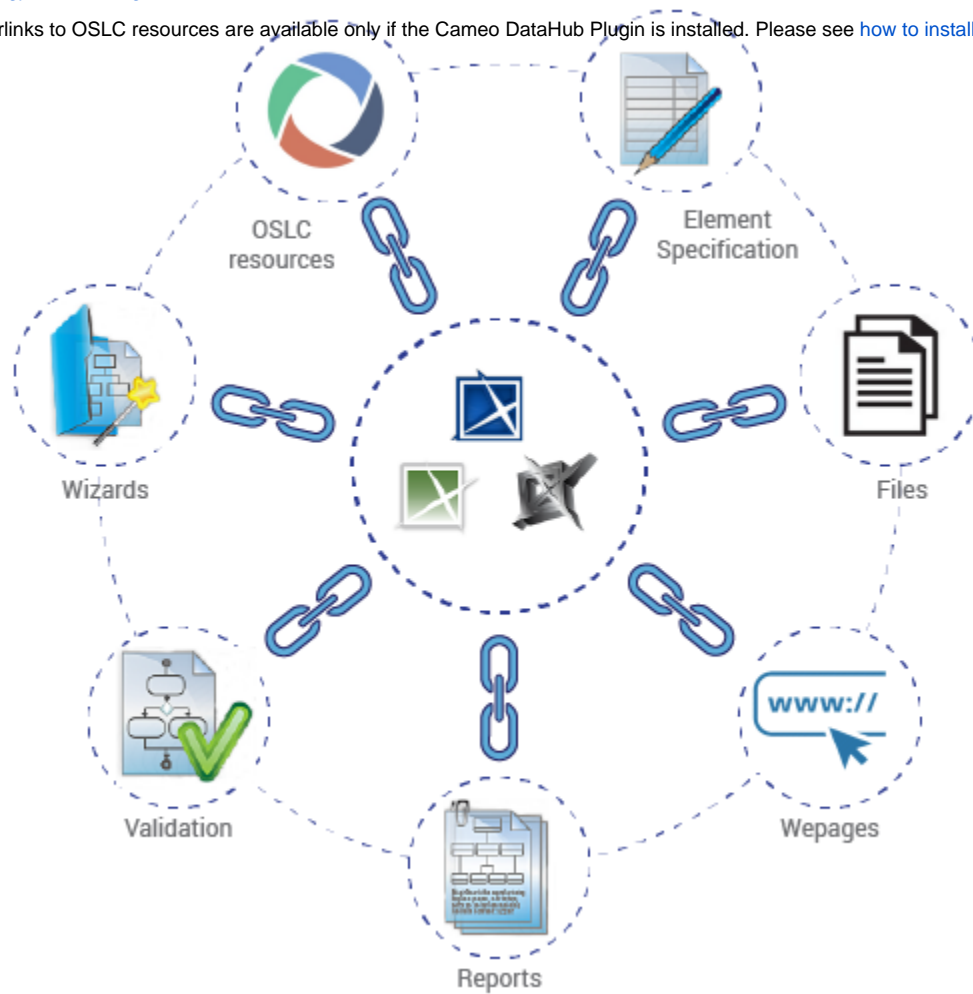
- [Introduction](#)
- [Hyperlinks representation](#)
- [Adding hyperlinks](#)

Introduction

The hyperlink is a reference to another location that you access by clicking a highlighted text or element. Hyperlinks ensure fast access of information directly from your model. You can create hyperlinks in text, on elements, or on entire diagram to link them to external or internal resources. For example, a hyperlink can open a file from your file system. The following figure illustrates all available hyperlink types.



- The hyperlinks to wizards, validation, and reports are available only if the Methodology Wizard Plugin is installed. Please see [how to install the Methodology Wizard Plugin >>](#)
- The hyperlinks to OSLC resources are available only if the Cameo DataHub Plugin is installed. Please see [how to install the Cameo DataHub Plugin >>](#)






Hyperlink types in modeling tools.

Hyperlinks representation

Visual representation of hyperlinks is outlined below:

- Hyperlink in text is underlined and blue. For example, [OMG SysML specification](#).

- Hyperlink on element or diagram:

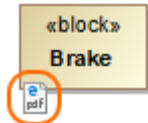
- In the Model Browser, the  icon appears on the element. For example,  ,  .

- On the diagram pane, on the symbol, the icon representing the subject to which the hyperlink is added appears. For example:

- To a webpage:



- To a file:




- To an element or diagram:



- To OSLC resources, wizards, validation, and reports:



 If the element has an active navigation target then an active navigation target icon is shown on a symbol. You can choose whether to show the icon by changing a value of the [Environment Option Show Active Navigation Icons](#). By default, this option is set to *true*.

Adding hyperlinks

For more information on how to add and manage hyperlinks, please see:

- [Edit Hyperlink dialog](#)
 - [Address tab](#)
 - [File tab](#)
 - [Element Symbol tab](#)
- [Hyperlinks in texts](#)
 - [Default settings of hyperlinks to model elements](#)
- [Hyperlinks on elements](#)
 - [Manage Hyperlinks dialog](#)
- [Opening hyperlinks](#)
- [Selecting referenced element in Containment tree](#)
- [Hyperlinks extension](#)
 - [Report tab](#)
 - [Validation tab](#)
 - [Model Wizard tab](#)
 - [Model Transformation tab](#)
 - [Visualizer Wizard tab](#)
- [Linking model elements to OSLC resources](#)

Related pages

- [Manage Navigation](#)
- [Working with model elements](#)
- [HTML editor](#)
- [Managing hyperlinks](#)