

19.0 LTR SP3 Version News



News of earlier versions

- [Cameo DataHub 19.0 LTR SP2](#)
- [Cameo DataHub 19.0 LTR SP1](#)
- [Cameo DataHub 19.0 LTR](#)
- [Cameo DataHub 18.5 FR](#)
- [Cameo DataHub 18.4 FR](#)
- [Cameo DataHub 18.3 FR](#)
- [Product News Archive](#)

Released on: November 21, 2019

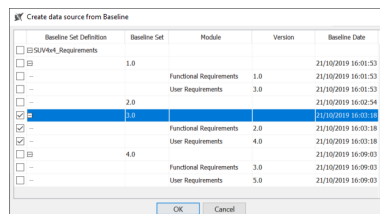
Cameo DataHub 19.0 SP3 is ultimately enhanced with the significant development in comprehensive IBM Rational DOORS and DOORS Next Generation support including Baseline with copied DHLINKs, DXL files for seamlessly smooth DOORS integration, displaying comment elements under Requirements, and more versions of requirements management tools to work with. Its remarkable features also encompass exporting attribute-defined mappings with type objects as new, reusable templates and performance betterment resulted from improved DOORS module. Get it today on [nomagic.com](#) or contact your sales representative, and don't forget to give us your feedback on [Twitter](#) or [Facebook](#). Also, please check the latest [documentation](#) and additional [resources](#).

- [DOORS Baseline support](#)
- [A simpler integration with DOORS without DXL files](#)
- [Exporting attributes to type mappings as new templates](#)
- [Support of Requirements' comments in DOORS Next Generation](#)
- [Up-to-date support of IBM Rational DOORS and DOORS Next Generation versions](#)
- [Performance improvement regarding DOORS module](#)
- [Bug fix](#)

DOORS Baseline support

The new DataHub service pack allows you to read Baseline versions of Requirements and supports both the module Baseline and Baseline set (including sets of modules). The Baseline version can now be created as a new Data Source.

After synchronizing Requirements and adding the Baseline Data Source, you can also copy interrelated DHLINKs to the Requirements in the Baseline Data Source to continue the synchronization with Baseline. [Learn more about DOORS Baseline Data Source and copying DHLINKs >>](#)



The Create data source from Baseline dialog lists all Baseline versions grouped by the Baseline set.

[Back to top](#)

A simpler integration with DOORS without DXL files

With the additional option to directly send DXL requests to DOORS, you are no longer required to perform the driver deployment. [Learn more how to configure DataHub DOORS DXL file options >>](#)

☐ IBM Rational DOORS

DataHub DOORS DXL file location

DataHub plug-in folder

☐ Use read-only DOORS DXL file

☐ File

☒ Object-based DXL file (comments are sent on requests)

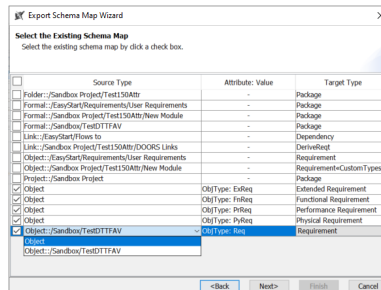
☐ True

Options of the DataHub DOORS DXL file locations.

[Back to top](#)

Exporting attributes to type mappings as new templates

When you have a mapping that defines a type according to the attribute's values, it is now possible to export the mapping as a template and use it for importing next time. [Learn more about exporting a schema map with attributes as a new template through Schema Map Manager >>](#)



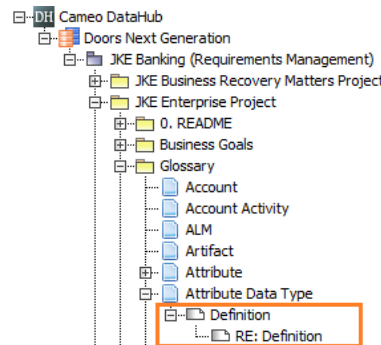
Source Type	Attribute: Value	Target Type
Folder: /Sandbox/Project/Test150ABr	-	Package
Formal: /RayStart/Requirements/User Requirements	-	Package
Formal: /Sandbox/Project/Test150ABr/New Module	-	Package
Formal: /Sandbox/Project/Test150ABr/Test150ABr	-	Package
Link: /RayStart/Flow to	-	Dependency
Link: /Sandbox/Project/Test150ABr/DOORS Links	-	DerivationReq
Object: /RayStart/Requirements/User Requirements	-	Requirement
Object: /Sandbox/Project/Test150ABr/New Module	-	RequirementCustomTypes...
Project: /Sandbox/Project	-	Package
Object	ObjType: ExtReq	Extended Requirement
Object	ObjType: FncReq	Functional Requirement
Object	ObjType: PfrReq	Performance Requirement
Object	ObjType: PfrReq	Physical Requirement
Object: /Sandbox/Project/Test150ABr	ObjType: Req	Requirement

Export Schema Map Wizard allows selecting attribute-defined mappings and choosing type objects.

[Back to top](#)

Support of Requirements' comments in DOORS Next Generation

DataHub 19.0 SP3 is now capable of displaying comment elements under Requirements of the selected DOORS Next Generation Data Source. [Learn more how to make comment elements under Requirements visible in DOORS Next Generation >>](#)



- IBM DataHub
 - Doors Next Generation
 - JKE Banking (Requirements Management)
 - JKE Business Recovery Matters Project
 - JKE Enterprise Project
 - 0. README
 - Business Goals
 - Glossary
 - Account
 - Account Activity
 - ALM
 - Artifact
 - Attribute
 - Attribute Data Type
 - Definition
 - RE: Definition

Comment elements are displayed under the Requirement of the selected DOORS Next Generation Data Source.

[Back to top](#)

Up-to-date support of IBM Rational DOORS and DOORS Next Generation versions

In addition to DOORS 9.7 DataHub can work with, it also supports IBM Rational DOORS Next Generation up to 6.0.6. [Learn more about the requirements management tools for DataHub >>](#)

Performance improvement regarding DOORS module

DataHub is now enhanced with a noticeable improvement in performance through the reduced amount of DOORS module opening and closing.

Bug fix

- No error of DXL file locations occurs when performing DOORS synchronization with the reopen project previously saved.
- The synchronization from MagicDraw to DOORS while leaving the target DOORS module open no longer displays errors.
- Links in DOORS modules are now not detected as deleted when checking for node changes after synchronizing data to new link nodes.
- The problem of migrating server projects from Version 18.x to 19.0 has been solved.
- Other trivial fixes for the product's increased effectiveness.

[Back to top](#)



You can check [the list](#) of publicly available issues or your own reported issues fixed in Cameo DataHub 19.0 SP3.

Note: You will be required to login. Use the same username and password as for [www](#).

Cameo DataHub documentation [on magic.com](#).

- [Cameo DataHub Documentation](#)

Other resources

- [Modeling Community Blogs](#)
- [Modeling Community Forum](#)
- [Webinars](#)
- [FAQ](#)