
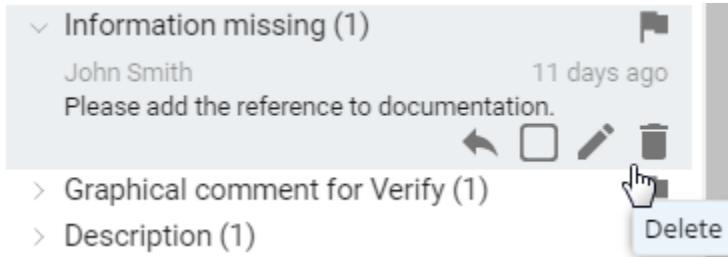


Deleting comments


You can delete a comment, if you are the author of this comment or have the [permission](#) to delete comments.

To delete a comment

1. In the [Comments pane](#) or in the content pane (if it's a graphical comment), select the comment you want to delete. If the **Comments** pane is hidden, click  on the title bar of a published project (the number on the button shows the number of comment threads in a project).
2. Move the mouse pointer to the lower right corner of the comment in the **Comments pane** and click the **Delete** button.



3. When you receive a message prompting to confirm the deletion, click **Yes**. The comment is deleted. If this comment has replies, the replies are deleted too.

 You may be asked to log on to Cameo Collaborator. This happens, when you work on a publicly shared project (as the Guest user) and try to perform any action with comments for the first time.

Related pages

- [Working with comments](#)
 - [Creating and editing textual comments](#)
 - [Creating and editing graphical comments](#)