

Specifying Data Marking rankings

On this page:

- [Specifying Data Marking rankings](#)
- [Example of Data Marking rankings specification](#)

Data Marking Rankings is a boolean Tagged Value that specifies whether the markings inside a category are ranked by the order specified in their category. Rankings, in combination with Data Markings' order, determine the display of [portion markings](#) on the elements of the project and the [banner markings](#) on the Diagram Banner. To learn more about Data Markings' ordering, see the [Specifying Data Markings](#) page.



Important

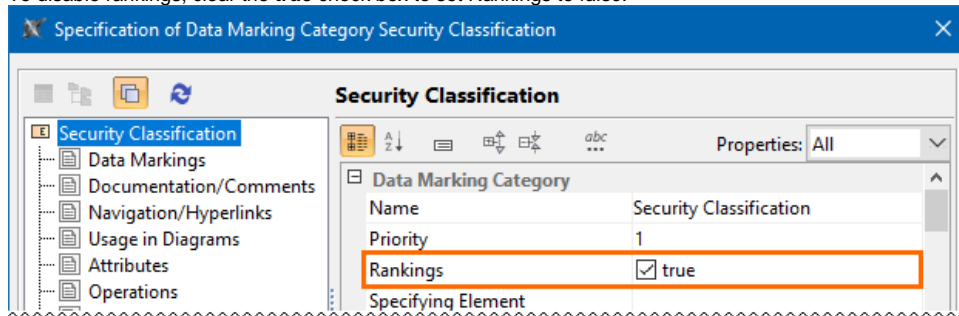
If you make changes to the Data Marking Category ranking, ensure that you:

- Refresh the project (click F5 on the keyboard or click **View > Refresh** in the tool) to see the changes on the element symbol portion markings.

Specifying Data Marking rankings

To specify [Data Marking Rankings](#) Banner to see the changes in the Diagram Banner markings.

1. Right-click the Data Marking Category element and open its **Specification window**.
2. In the **Rankings** field, do one of the following:
 - a. To enable rankings, select the **false** check box to set Rankings to *true*.
 - b. To disable rankings, clear the **true** check box to set Rankings to *false*.

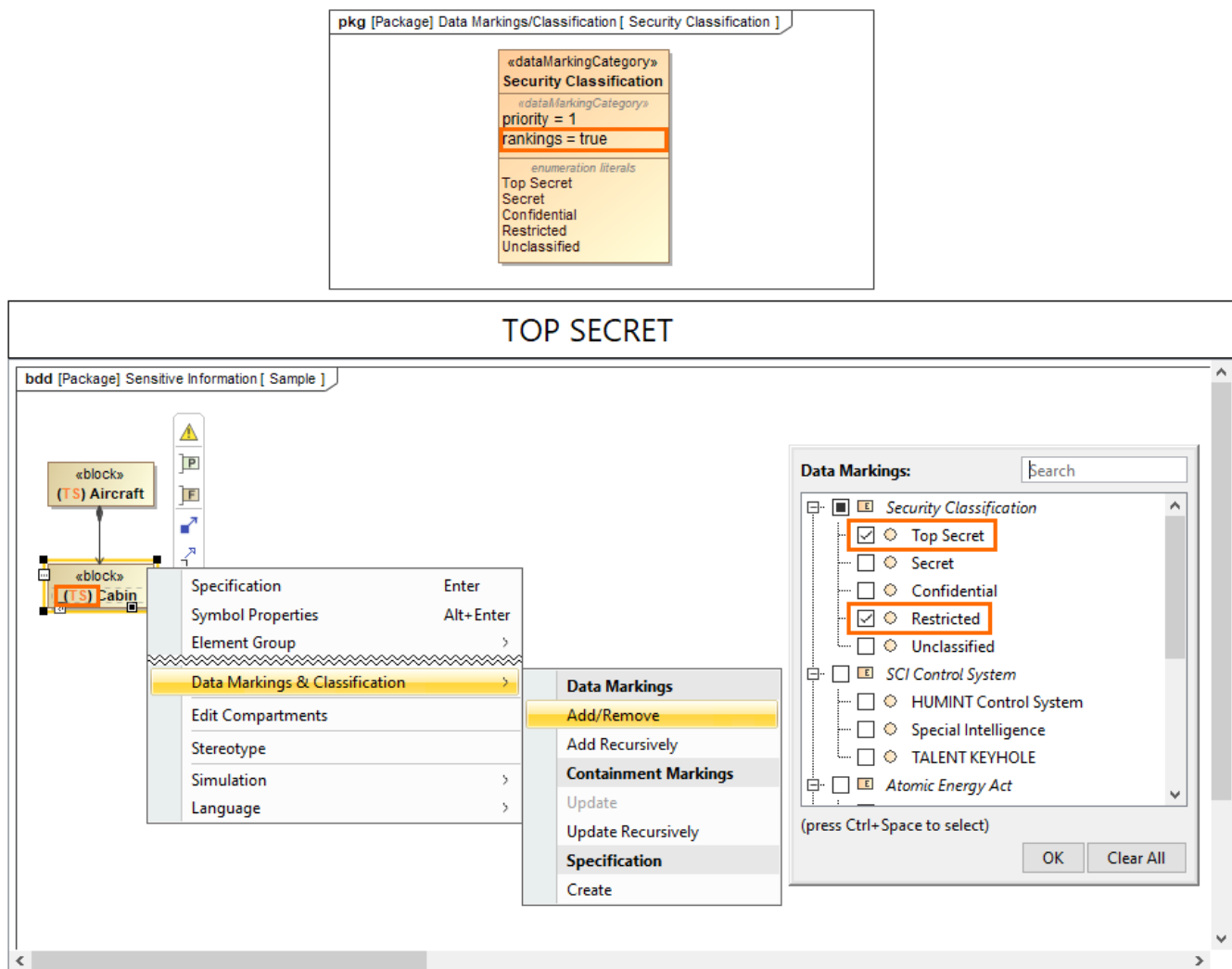


Example of Data Marking rankings specification

For example, you have a Data Marking Category *Security Classification* with these Data Markings: **Top Secret (TS)**, **Secret (S)**, **Confidential (C)**, **Restricted (R)**, and **Unclassified (U)**. You add two Data Markings, **Top Secret (TS)** and **Restricted (R)**, to the same element.

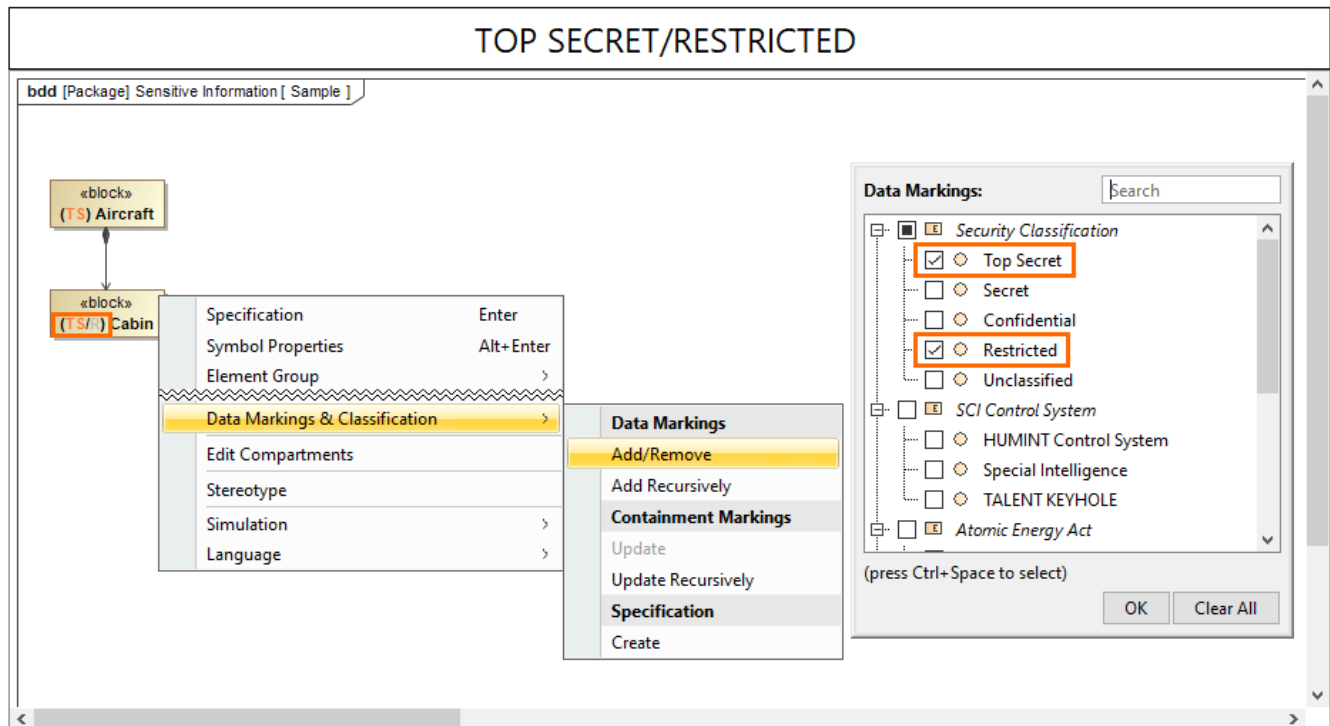
If the category's Rankings value is set to **true**:

- Only one Data Marking from the same category can be added to an element. If multiple Data Markings are added, only the higher Data Marking's (**Top Secret**) portion marking (TS) is displayed on the element symbol, i.e., based on the Data Markings' order in this category, **Top Secret** is higher than **Restricted**; thus, **Top Secret** is ranked higher than **Restricted**. An [Inconsistent Data Markings \(Rankings\)](#) validation error occurs, prompting you to remove one of the added Data Markings.
- Only the highest Data Marking from the same category that is added to the element symbols of the diagram is displayed on the Diagram Banner. If there are multiple element symbols on the diagram with different Data Markings from the same category, only the highest added Data Marking is displayed on the Diagram Banner.



If the category's Rankings value is set to **false**:

- Both portion markings (**TS**) and (**R**) of the two Data Markings (**Top Secret** and **Restricted**) are displayed on the element symbol.
- All Data Markings from the same category that are added to the element symbols of the diagram are displayed on the Diagram Banner.



The Data Marking that is higher is based on the order of the Data Markings as specified within their category. To learn more, see the [Specifying Data Markings](#) page.