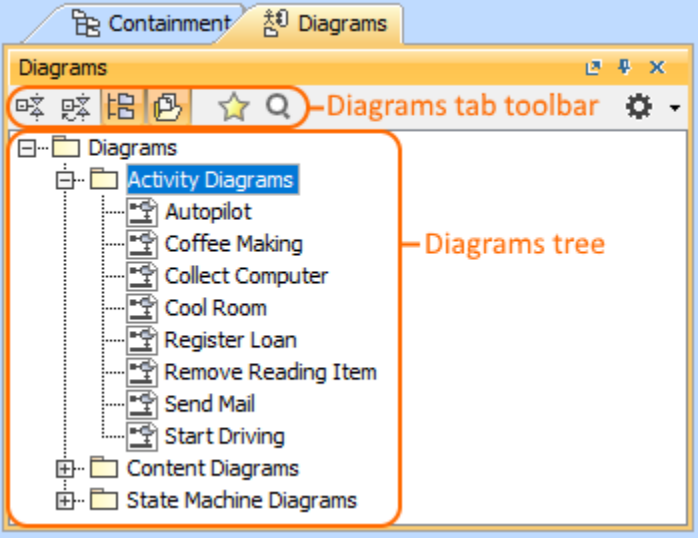


Diagrams tab

On this page

- [Diagrams tab toolbar](#)
- [Working with model elements in the Diagrams tree](#)

The Diagrams tab in the Model Browser represents diagrams created in your project.



Just diagrams grouped by types that are used in your project are listed in the **Diagrams** tab in the Model Browser, not all diagram types as it was in earlier versions.

To open the Diagrams tab, do one of the following

- At the top of the Model Browser, click the **Diagrams** tab.
- If the Diagrams tab is hidden, from the **Window** menu, select **Diagrams**.





 You can change some Diagrams tab properties in the [Environment Options](#) dialog the **Browser** options group.



The Diagrams tab consists of the following two components:

- Diagrams tab toolbar
- Diagrams tree

Diagrams tab toolbar

The Diagrams tab toolbar contains the following button:

Button	Tooltip text	Description
	Collapse All	Collapse all of the currently elements in the Containment tree.
	Collapse Selected Recursively	Collapses only selected node and all subnodes in that node.
	Group by Diagram Type	Groups diagrams into packages by diagram types.
	Group by Diagram Name	Groups diagrams into packages by the first symbol of their name, when the model contains more than 99 diagrams.

	Favorites	Opens the Favorites menu for choosing to do one of the following: <ul style="list-style-type: none"> • Add a selected element to favorites • Open the dialog for managing favorites • Navigate to a desired favorite in the Containment tree
	Quick Find	Opens the Quick Find dialog.

The same action you may perform using the shortcut menu of the Diagrams tree.

Working with model elements in the Diagrams tree

You can work with diagrams in the Diagrams tree using the commands available from the selected diagram's shortcut menu. The shortcut menu contains the following commands:

Command	Function
Open	Opens the selected diagram.
Print	Opens the Print dialog.
Group by Diagram Type	Groups diagrams into the packages according to the diagram type.
Select in Containment Tree	Opens the Containment tab and selects the current element in the Containment tree.

Related pages

- [Using the Model Browser](#)
- [Containment tab](#)
- [Structure tab](#)
- [Inheritance tab](#)
- [Diagrams tab](#)
- [Model Extensions tab](#)
- [Search Results tab](#)
- [Lock View tab](#)
- [Zoom tab](#)
- [Documentation tab](#)
- [Properties tab](#)
- [Working with model elements in the Model Browser](#)