

Extracting Constraint from Requirement

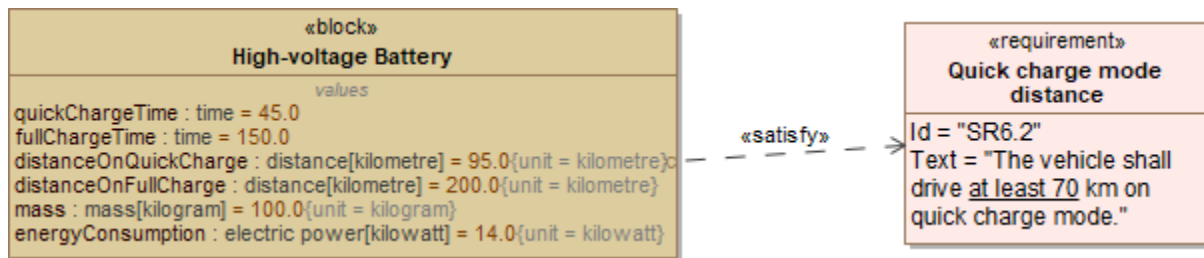
The Extracting Constraint from Requirement functionality provides the ability to verify Requirements easier when trying to prove the assertion is true (or false). A glossary mechanism extracts the constraint directly from the Requirement text. If you want to create constraints and associate them with the requirements automatically, you can use the extract Constraint from Requirement text functionality.

To extract [Constraint](#) value from [Requirement](#) text

1. Use the Requirements patterns glossary in Requirement text.
2. Create the Satisfy relationship between the specific value of design element and requirement.
3. Extract Constraint from Requirement text.

Creating the Satisfy relationship

The specific value of the design element must satisfy the Requirement. As shown below, the *distanceOnQuickCharge* value of the *High-voltage Battery* Block satisfies the *Quick charge mode distance* Requirement.

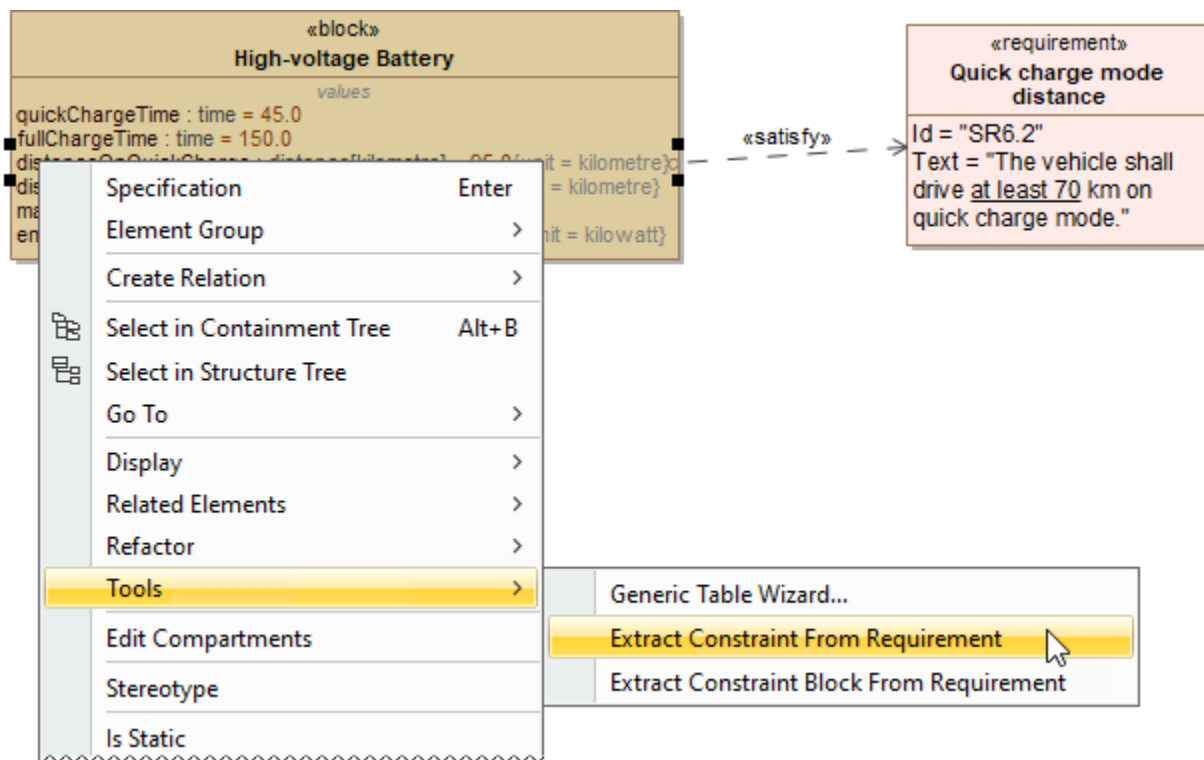


Extracting Constraint from Requirement

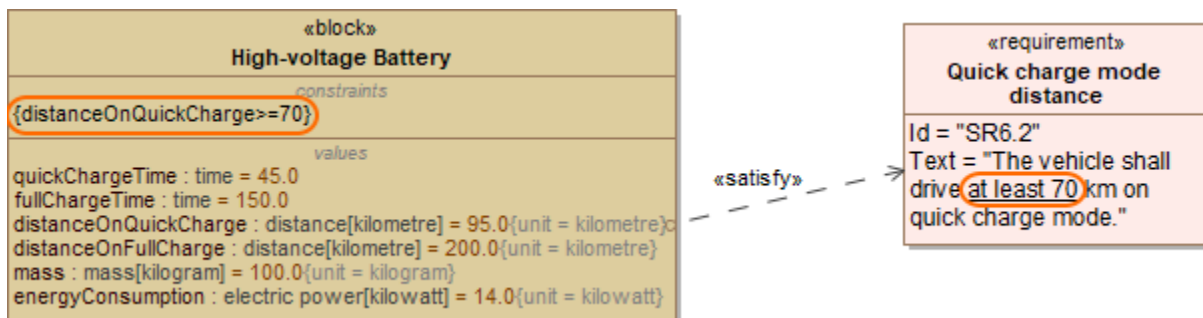
To extract a Constraint from a Requirement

1. Right-click a value property in the compartment area of the element shape.
2. Select **Tools > Extract Constraint From Requirement**.
The constraint is created automatically with a value and condition pattern defined in the Requirement.

In the example below, the text "at least 70" of the *Quick charge mode distance* Requirement is automatically parsed to "distanceOnQuickCharge >= 70" and solved as a constraint.



After selecting the **Extract Constraint From Requirement** command, the constraint `{distanceOnQuickCharge >= 70.0}` is automatically created. It satisfies the requirement text "at least 70".



Related pages

- [Defining Constraint Blocks](#)
- [Creating Constraint Parameters automatically](#)
- [Parametric Equation Wizard](#)
- [Displaying parameters and properties](#)
- [Creating Binding Connector](#)
- [Creating reusable constraint libraries](#)
- [Wrapping MATLAB functions](#)

Sample model

The model used in the figures of this page is the **extract requirement values** sample model. To open this sample do one of the following:

- Download [extract requirement values.mdzip](#).
- Find in modeling tool <modeling tool installation directory>\samples\SysML\extract requirement values.mdzip.