

# Editing element values

## On this page

- [Reordering the values of multi-value properties](#)



If you need to provide feedback on a model or address reviewer's comments, edit certain element values right in the Cameo Collaborator for Teamwork Cloud document.

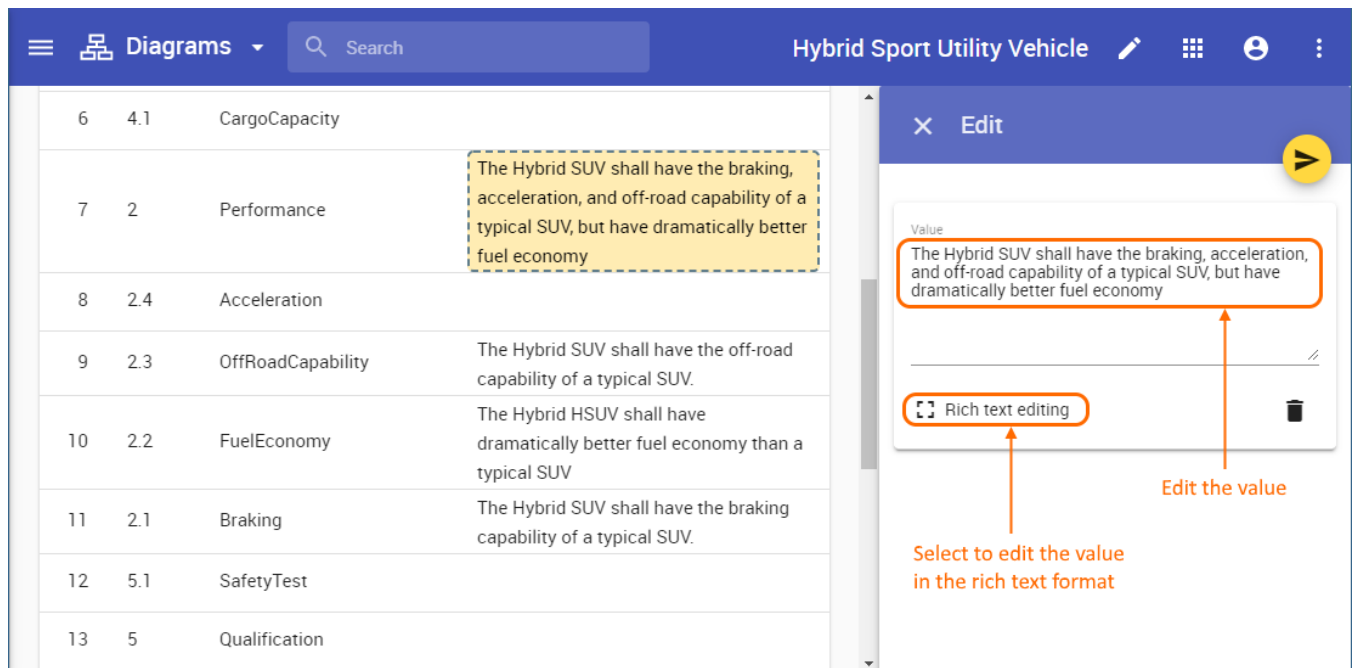


### Important

- In order to edit element values in a Cameo Collaborator for Teamwork Cloud document, the [document must be published for editing](#).
- Before starting editing element values, read about [model editing behavior and constraints](#) to understand how this feature works.

To edit element values in a Cameo Collaborator for Teamwork Cloud document

1. [Open a Cameo Collaborator document](#).
2. Click  on the bottom right corner of the [content pane](#).
3. On the content pane, select the item you want to edit. Editable items are highlighted in yellow when hovering over them with a mouse pointer.
4. When the **Edit** pane (displayed below) opens, change the item value and click  to save it.

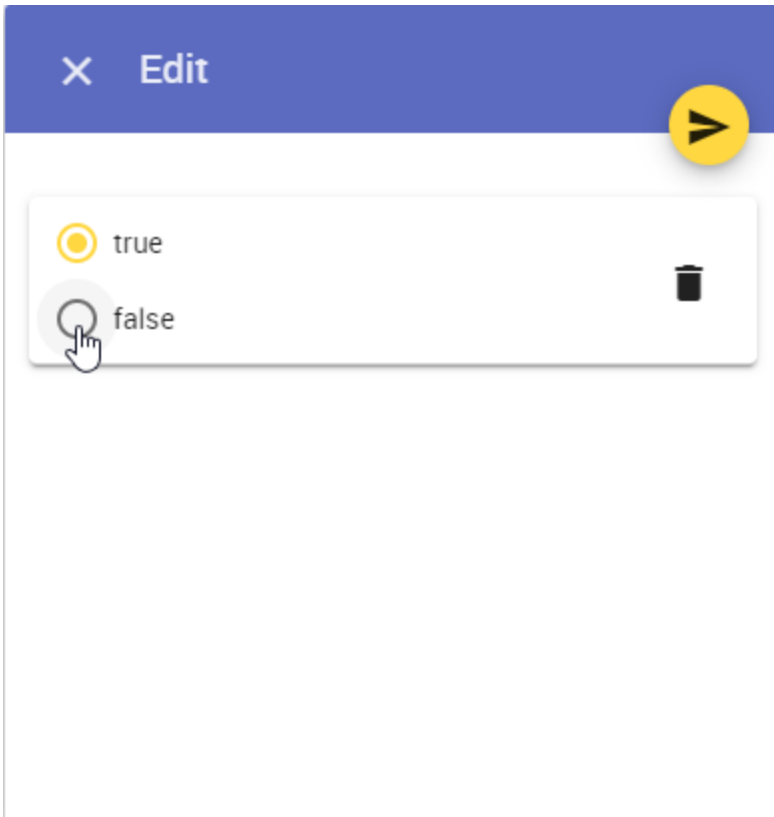


The screenshot shows the Cameo Collaborator interface for a document titled "Hybrid Sport Utility Vehicle". On the left, a table lists requirements with IDs, numbers, and names. The "Performance" requirement (ID 7, number 2) is highlighted in yellow. A dashed yellow box highlights its value: "The Hybrid SUV shall have the braking, acceleration, and off-road capability of a typical SUV, but have dramatically better fuel economy". On the right, the "Edit" pane is open, showing the same text in a rich text editor. An orange box highlights the text, and an orange arrow points to it with the label "Edit the value". Another orange box highlights the "Rich text editing" button, and an orange arrow points to it with the label "Select to edit the value in the rich text format". A yellow arrow icon is visible in the top right corner of the "Edit" pane.

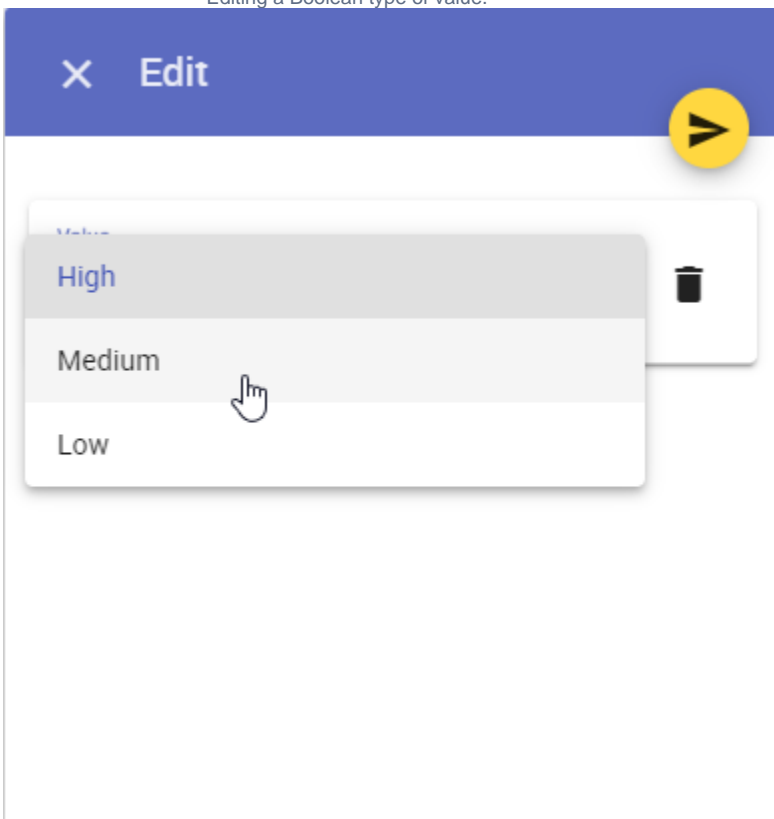
ID	Number	Name	Value
6	4.1	CargoCapacity	
7	2	Performance	The Hybrid SUV shall have the braking, acceleration, and off-road capability of a typical SUV, but have dramatically better fuel economy
8	2.4	Acceleration	
9	2.3	OffRoadCapability	The Hybrid SUV shall have the off-road capability of a typical SUV.
10	2.2	FuelEconomy	The Hybrid HSUV shall have dramatically better fuel economy than a typical SUV
11	2.1	Braking	The Hybrid SUV shall have the braking capability of a typical SUV.
12	5.1	SafetyTest	
13	5	Qualification	

The example shows how you can edit requirement text.

Once you finish the steps described above, the modified item value is saved both in the Cameo Collaborator document and in Teamwork Cloud project. See the figures below for more examples of editing different types of values.



Editing a Boolean type of value.



Editing an Enumeration type of value.

✔ Deleting property values

To delete the value of an editable property:


## Reordering the values of multi-value properties

You can use the model editing feature to reorder the values of multi-value properties as described below.


2. On the content pane, select the item you want to delete. Editable items are highlighted in yellow when hovering over them with a mouse pointer.

3. When the **Edit** pane opens, click next to the value you want to delete.

To reorder the values of multi-value properties

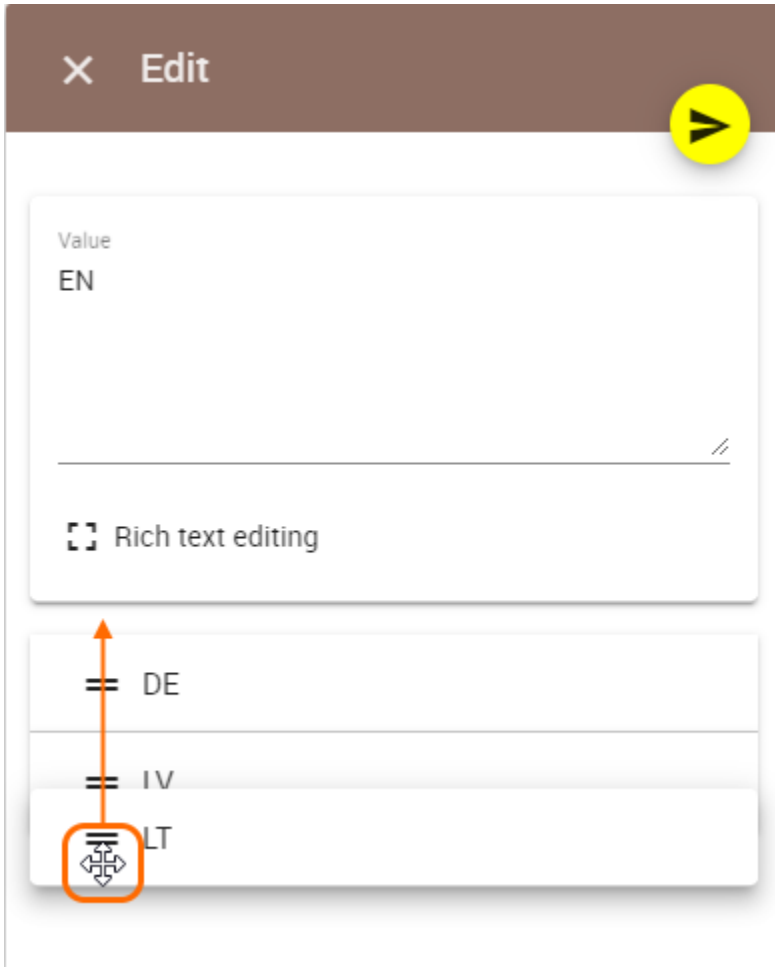
4. Click  to save the changes.


1. [Open a Cameo Collaborator document.](#)

2. Click  on the bottom right corner of the [content pane](#).

3. On the content pane, select the item you want to edit. Editable items are highlighted in yellow when hovering over them with a mouse pointer.

4. When the **Edit** pane opens, drag a value to the desired position as displayed below.



5. Click  to save the changes.