



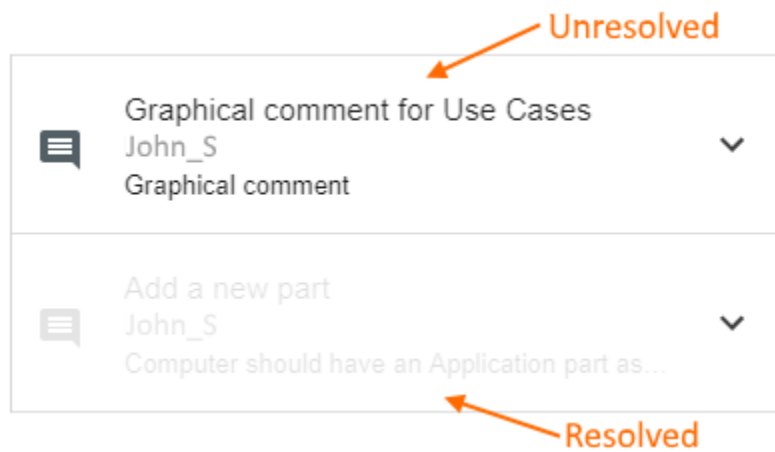
Resolving comments

When you get a reply to your comment and/or the comment is no longer relevant, you can resolve it.

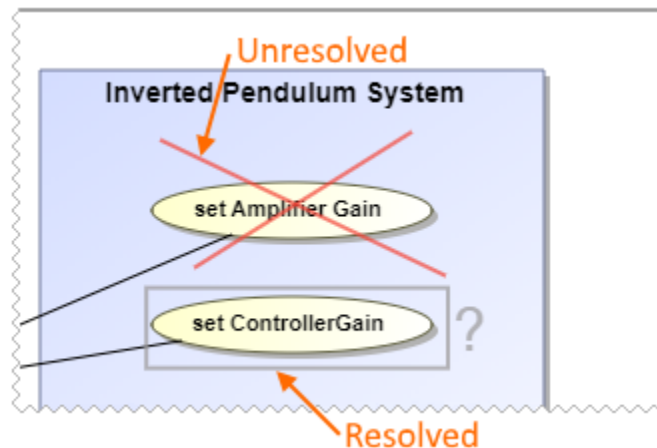
To resolve a comment

1. On the [comments pane](#), find the comment you want to resolve.
2. Click  on the right side of the comment.
3. Click  on the bottom of the comment.

You can identify which comments are resolved by their appearance both on the comments pane and content pane, as shown below.



On the comments pane, resolved comments are shaded.




In images, resolved graphical comments are grayed out.



On the content pane, items with resolved textual comments are highlighted in gray.



Useful to know

- Resolving a comment also resolves all of its replies.
- You can unresolve the comments that are resolved. To do that, click  on the right side of a comment to show available actions, and click



Related pages

- You can resolve or unresolve individual comment replies without resolving or unresolving the comment.
 - [Working with comments in Cameo Collaborator](#)
 - [Creating and editing textual comments](#)
 - [Creating and editing graphical comments](#)
 - [Replying to comments](#)
 - [Deleting comments](#)