

Table

On this page

- Running Instance Tables using Simulation Configurations

Magic Model Analyst provides the means to simulate a set of elements iteratively using a Generic Table or an Instance Table. Each element in the table will be simulated one-by-one from the first to the last row.

You can run the table by specifying it as a target of a Simulation Configuration and then run the Simulation Configuration. You can also run an Instance or Generic Table using the toolbar button. The toolbar button is dynamic. If you do not select any rows in the table, the toolbar button is **Evaluate**. However, if you select a row in the table, the toolbar button will change to **Evaluate Selected Rows**.

To run a Generic Table

- Click **Run** or **Run Selected Rows** on the toolbar.

To run an Instance Table

- Click **Evaluate** or **Evaluate Selected Rows** on the toolbar.

The screenshot shows the Magic Model Analyst software interface. At the top, there are tabs for 'Index', 'Engine Trade Study Result...', and 'Area Trade Study Result'. Below the tabs is a toolbar with various icons, including a blue 'Evaluate' button. The main area displays a table with the following data:

#	Name	Alternatives	Winner	Best Value
1	ets at 2014.05.06 18.25	gas : GasEngine diesel : DieselEngine hybrid : HybridEngine newDiesel : DieselEngine	newDiesel : DieselEngine	250.0
2	ets at 2014.05.06 18.26	gas : GasEngine diesel : DieselEngine hybrid : HybridEngine	hybrid : HybridEngine	200.0
3	ets at 2014.05.07 08.32	gas : GasEngine diesel : DieselEngine hybrid : HybridEngine	hybrid : HybridEngine	210.0
4	ets at 2014.05.07 09.36	gas : GasEngine diesel : DieselEngine hybrid : HybridEngine	hybrid : HybridEngine	210.0
5	ets at 2014.05.07 10.40	gas : GasEngine diesel : DieselEngine hybrid : HybridEngine	hybrid : HybridEngine	210.0


Below the table, there is a status bar that reads: 'Filter is not applied. 5 rows are displayed in the table.' A link '[Show Table Description >>]' is also visible.

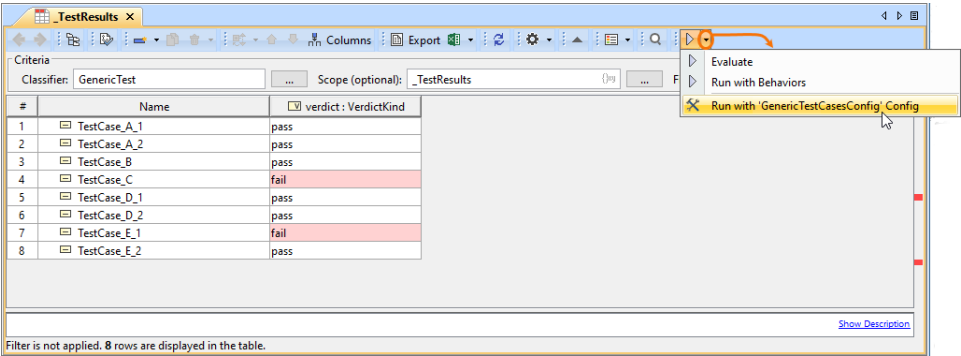
Note
For a model that has Behaviors (Classifier Behavior and/or Part Property with Behaviors), see the **autoStart** tag in [SimulationConfig](#).

Running Instance Tables using Simulation Configurations


You can run an entire Instance Table or the selected rows in it by using a compatible Simulation Configuration. The type of the Execution Target of such Simulation Configuration is the same as the type of the Classifier of the Instance Table. The list of compatible Simulation Configurations is displayed in the table toolbar after clicking the **Evaluate** button. When you select the Simulation Configuration you want to run, its Execution Target is temporarily replaced with the Instance Specifications of the Instance Table. Other settings of the Simulation Configuration, e.g., clock, charts, or UI, stay the same.

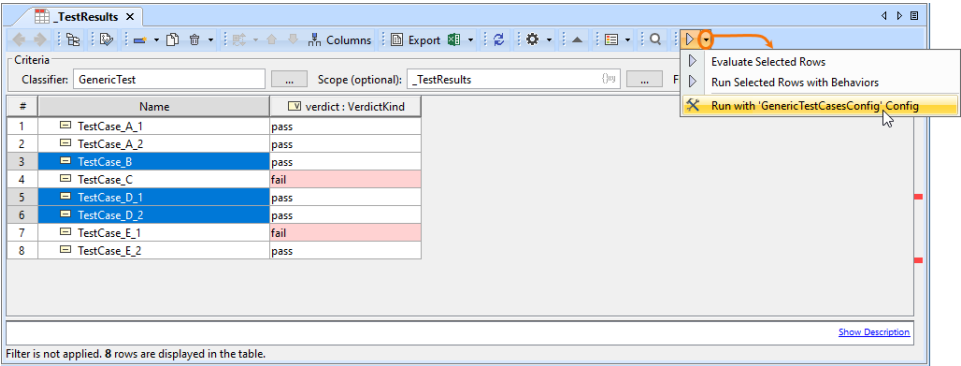
To run an Instance Table using a Simulation Configuration

1. In the toolbar of an Instance Table, click a small arrow near  to see the list of compatible Simulation Configurations.
2. Select the Simulation Configuration you want to use to start the simulation of the Instance Table.



To run the selected Instance Specifications of an Instance Table using a Simulation Configuration

1. In an Instance Table, select the rows with the Instance Specifications you want to run.
2. In the table toolbar, click a small arrow near  to see the list of compatible Simulation Configurations.
3. Select the Simulation Configuration you want to use to start the simulation of the selected Instance Specifications.



After starting the simulation, all or selected Instance Specifications of an Instance Table are executed and the results are displayed in the same table as shown below.

_TestResults		
Criteria		
Classifier: GenericTest		Scope (optional): _TestResults
#	Name	verdict : VerdictKind
1	TestCase_A_1	pass
2	TestCase_A_2	pass
3	TestCase_B	pass
4	TestCase_C	fail
5	TestCase_D_1	pass
6	TestCase_D_2	pass
7	TestCase_E_1	fail
8	TestCase_E_2	pass
9	exampleA_1 at 2021.10.22 19.47	pass
10	exampleA_2 at 2021.10.22 19.47	pass
11	exampleB at 2021.10.22 19.47	fail
12	exampleC at 2021.10.22 19.47	fail
13	exampleD_1 at 2021.10.22 19.47	fail
14	exampleD_2 at 2021.10.22 19.47	fail
15	exampleE_1_max at 2021.10.22 19.47	pass
16	exampleE_2_max at 2021.10.22 19.47	pass

Simulation results

[Show Description](#)

Filter is not applied. 16 rows are displayed in the table.

Instance Table simulation results.