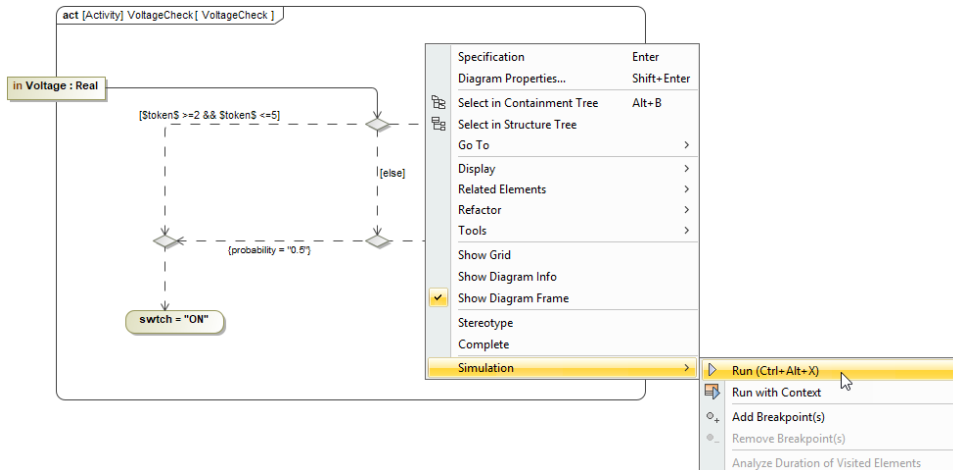


Diagram

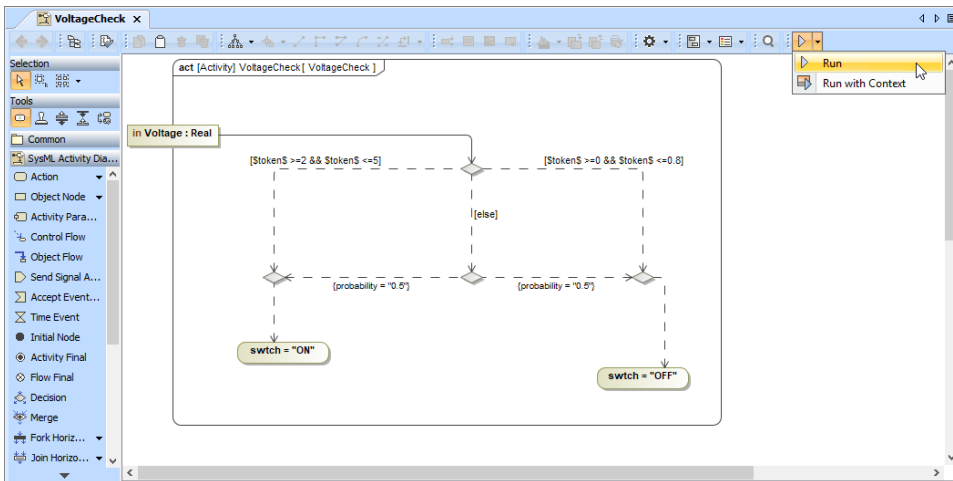
You can use the shortcut menu or the diagram toolbar to simulate a diagram. Magic Model Analyst will simulate the element, which is the context of the selected diagram, the same way it simulates a Behavior or a Class depending on the element which is the context of diagram. You can also specify the diagram as a target of a Simulation Configuration (see [Running a Simulation Configuration](#) for more details).

To simulate a diagram do one of the following

- Right-click a diagram and select either **Simulation > Run** or **Simulation > Run with Context** (if the context of the diagram is a Behavior).

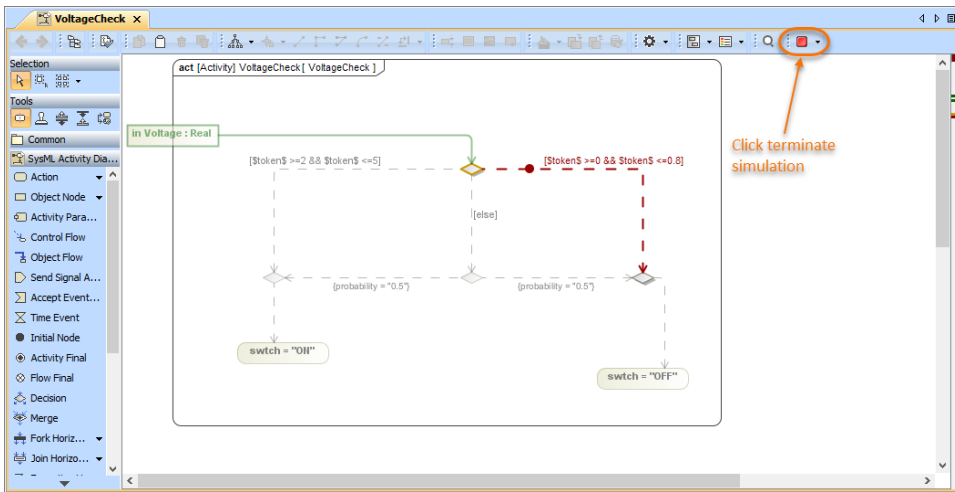


- Click the **Run** button in the diagram toolbar and select either **Run** or **Run with Context** (if the context of the diagram is a Behavior).



To terminate diagram simulation do one of the following

- Click the **Terminate** button in the diagram toolbar.



- Click the **Terminate** button in the **Simulation** pane.

