




# Managing active simulations

You can view and manage all active server-side simulations in the Task Manager. The Task Manager not only provides information about all currently running and queued simulations but also allows you to terminate them and open the simulation UI window.



To view and manage all active simulations, you need to have the Manage Simulations permission. Without the Manage Simulations permission, you can only view and manage the simulations you have started yourself.

To view and manage active simulations















1. Open the [Resources](#) application or a [Cameo Collaborator document](#).
2. In the top right corner of the screen, click  and select **Task manager**.
3. In the **Task manager** dialog, select the **Simulation** tab.
4. Depending on what you need, complete one or several of the following actions:
  - In the **Task manager** dialog, view all active simulations and their information, like the simulated projects, users who started the simulations, and the simulation status.
  - Click a simulation line to see the simulation ID and the Simulation Configuration name.
  - Click  next to a simulation to open the UI window if the simulated model has a UI mockup or Time Series chart.
  - Click  next to a simulation to terminate it.

### Task manager

Collaborator

Simulation

Active simulations currently running in the background

Project name	Run by	Run at	Status	
 CoffeeMachine	 john	Today 7:45 PM	Running	 
Simulation ID: 156f70e1-05fc-4974-88db-dbb1922f0aae Simulation Configuration: Coffee Machine				 
 Spacecraft Mass Rollup	 inga	Today 7:45 PM	Queued	 
 Climate Control System	 john	Today 7:45 PM	Queued	 

CLOSE

The **Task manager** dialog allows you to view and manage active simulations.