

Exporting comments to PDF and HTML

Cameo Collaborator for Teamwork Cloud allows you to export comments to the PDF/HTML format. This way you can archive the discussions among team members that resulted in specific changes made in the model and thus trace the reasoning behind these changes. The exported files include not only all comments and replies created in the document but also the document and project information and comments statistics as shown below.

Hybrid Sport Utility Vehicle

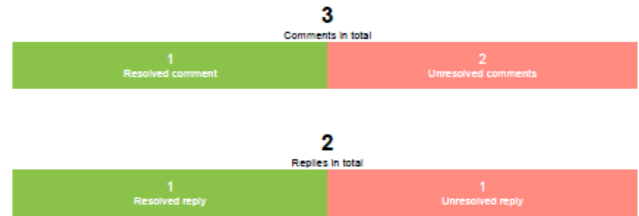
Author: Inga A. (ingabe)
Date: Sep 12, 2022
Type: Comments report

Document Information:
Last published at 4:19 PM on Sep 9, 2022
by Administrator

Project Information:
Hybrid Sport Utility Vehicle
Last modified at 7:58 PM on Sep 9, 2022
by John Smith (john_s)

1 Summary

1.1 Overview



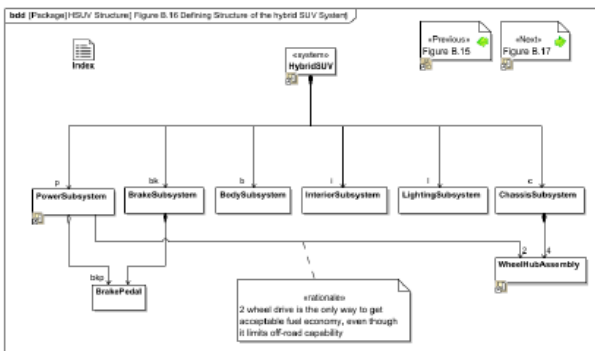
1.2 Statistics by names

John Smith	0 comment(s)	2 reply(-ies)
Last activity	Sep 9, 2022 7:57 PM	
Maggie Winter	3 comment(s)	0 reply(-ies)
Last activity	Sep 9, 2022 7:57 PM	

2/5

2.2 Need more detailed view of the structure (unresolved)

Figure B.16 Defining Structure of the hybrid SUV System



Maggie Winter Sep 9, 2022 7:45 PM
Could you provide a more detailed diagram? This one is just a high-level view.

John Smith Sep 9, 2022 7:52 PM
I will consult with the team and let you know.

2.3 Documentation is missing (unresolved)


Characteristics

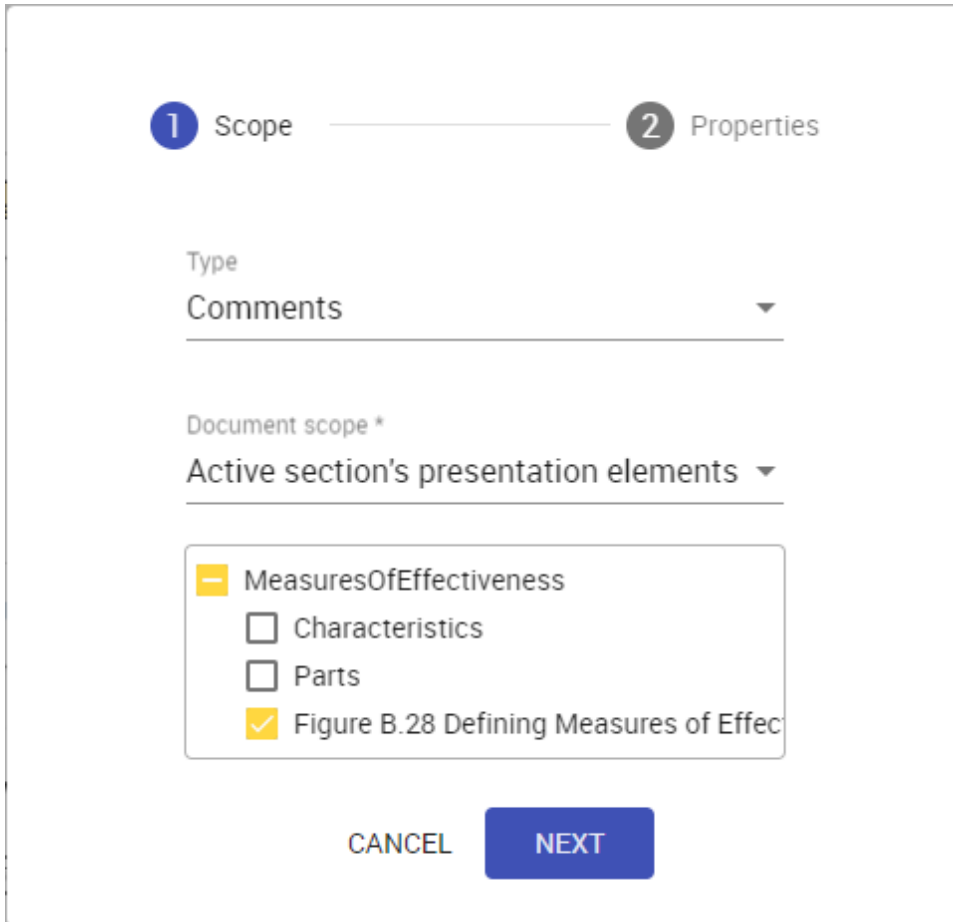
Name	BatteryPack
Documentation	

Maggie Winter Sep 9, 2022 7:32 PM
Please fill the documentation field.

Cameo Collaborator comments exported to PDF.

To export Cameo Collaborator comments to PDF or HTML

1. Open the Cameo Collaborator document containing the comments you want to export.
2. Click  on right side of the app bar and in the open menu select **Export document to PDF or HTML**.
3. In the open wizard, click the **Type** drop-down box and select **Comments**.
4. Click the **Document scope** drop-down box and select one of the following scope options:
 - **Active section** - exports the comments in the document's open section, which is selected in the Navigation pane.
 - **Active section's presentation elements** - selecting this option allows you to choose from which elements of the active section comments are exported.



1 Scope ————— 2 Properties

Type
Comments ▼


Document scope *
Active section's presentation elements ▼

☐ MeasuresOfEffectiveness

☐ Characteristics
☐ Parts
☒ Figure B.28 Defining Measures of Effectiveness

CANCEL NEXT

- **Active view** - exports the comments in the open view of the document which is selected in the [app bar](#).
 - **Whole document** - exports all the comments in the document.
5. Click the **Next** button.
 6. In the second step of the wizard, choose the format of the target document by selecting the **PDF** or **HTML** radio button.
 7. If needed, enable the following export options:
 - Turn on the **Cover page** switch to add a cover page to the target document. A cover page contains the Cameo Collaborator document name, export date, project and document information.
 - Turn on the **Table of contents** switch to add a page with the table of contents to the target document.

 Scope

2

 Properties

Format:

☒ PDF ☐ HTML

Options:

☐ Cover page ☒ Table of contents

Image numbering

Generate automatically ▼

CANCEL

FINISH

8. Click the **Finish** button.

After the export is complete and the document with comments is generated, you will get a success message with the **Download** button allowing you to download the document. Note that exporting a large number of comments may take a while, so be patient while the document is being generated.



Task Manager

You can use the [Task Manager](#) to check the comment export status and download the generated document.