

L8 Logical Constraints

Description

The L8 Operational Rules Model specifies operational or business rules that are constraints on the way that business is done in the Enterprise.

This view is used to constrain the logical architecture without forcing a particular solution. The L8 view is used for rules which are not expressed as behavioral models, interactions or measures of effectiveness – i.e. they are textual statements of requirement that constrain the architecture.











The L8 view may be used to:

- Define doctrinally correct operational procedures.
- Define business rules.
- Identify operational constraints.

Implementation

The L8 view can be represented using:

- L8 table.

#	Applies To	Rule Specification	Rule Kind
1	 Search Node  Rescue Node  Monitoring Node	Respond to emergencies 24 hours a day	Constraint
2	 Rescue Node	Minimize the risk of pollution of the marine environment from ships	Constraint
3	 Rescue Node  Search Node	Where the coverage provided by military SAR assets meets the civil SAR requirement, they will be made available for civil aeronautical, maritime and land based SAR operations.	Constraint
4	 Monitoring Node  Search Node	The organization is based upon a continuous communications watch on VHF, VHF/DSC, MF and MFDSC radio at 19 MRCC/MRSCs, which provide radio coverage of UK coastal and offshore waters out to 150 nautical miles.	Constraint
5	 Monitoring Node	Satellite communications extend coverage throughout the UKSRR and worldwide.	Constraint
6	 SAR Asset Control	SAR Operations are supported by a computerized command & control system, which provides incident management and recording; resource selection and alerting; logging and databases. A computerized system provides the facility to predict the movement of drifting targets at sea; produce search areas and optimum search coverage plans for search units.	Constraint

- [L8 Logical Parametric](#) diagram.
- L8 spreadsheet report.

Constraint owner

You can choose where all the constraints will be stored through the **Project Options**.

To select a constraint owner

1. In the main menu, click **Options > Project**. The **Project Options** dialog opens.
2. Go to **General > UAF**, and in the **Default Constraint Owners** property group, choose a needed owner.

Related elements

- [Operational Constraint](#)
- [Operational Activity](#)
- [Operational Exchange](#)
- [Operational Information](#)

Related procedures

- [Creating L8 table](#)
- [L8 Logical Parametric](#)