

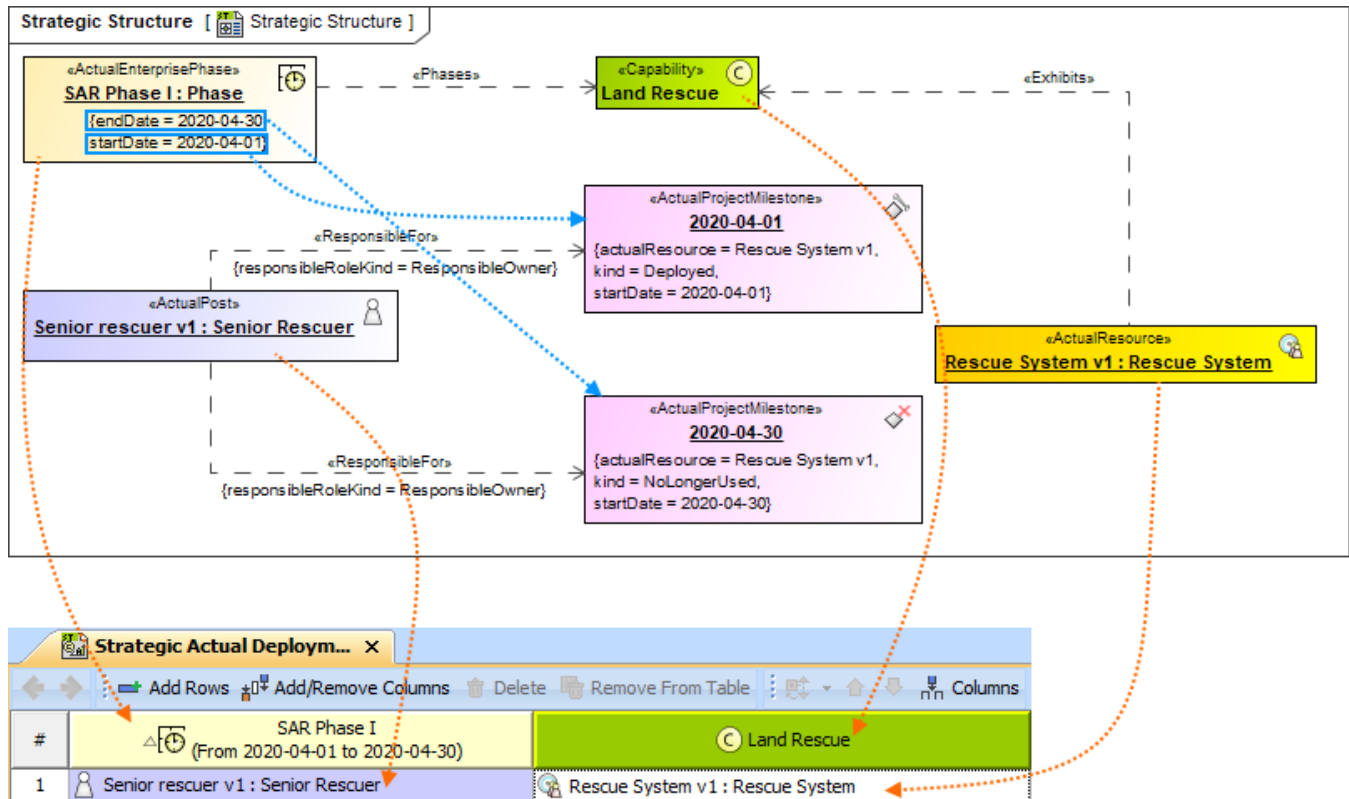
Working with Strategic Actual Deployment diagram

On this page

- [Creating Strategic Actual Deployment table](#)
 - [Create a Strategic Actual Deployment table](#)
 - [Add Actual Organizational Resources as rows in the table](#)
 - [Add Capabilities as columns in the table](#)
 - [Add Actual Resources in table cells as content in the table](#)
- [Removing Capabilities from a Strategic Actual Deployment table](#)
- [Removing Actual Resources from a Strategic Actual Deployment table](#)
- [Removing rows from the table](#)
- [Generating a report](#)

Creating Strategic Actual Deployment table

The context of the Strategic Actual Deployment table is the Actual Enterprise phase. The Actual Enterprise Phase can have Start and End dates defined. Those dates can be reused for deploying Actual Resources. The Enterprise Phase element is related to the [Strategic Structure](#) view.



The content of the Strategic Actual Deployment table is Actual Resources used by Actual Responsible Resources (Actual Organizations, Actual Posts, and Actual Persons) to realize Capabilities in a particular time period of the enterprise. The rows of the Strategic Actual Deployment table are Actual Responsible Resources, and the columns are Capabilities.

In earlier versions, the Exhibits relationship was created between the Type of Actual Resources and Capability. Now, the Exhibits relationship is created directly between the Actual Resource and Capability.

Deploy the Actual Resources that are necessary for the Actual Responsible Resource to accomplish the selected Capability. Actual Responsible Resources are related to Actual Project Milestones (Deployed and No Longer Used) using the Responsible For relationship. Actual Resources are set as the Actual Resource for both Actual Project Milestones.

There can be one or more Actual Resources related to the Actual Organizational Resource. The Deployed Milestone defines the time when the Actual Resource is started to use. The No Longer Used Milestone defines the time when the Actual Resource is no longer used. We recommend using the timeframe from the Actual Enterprise Phase.

Actual Resources are related to Capabilities using the Exhibits relationship.


To work with the Strategic Actual Deployment table

1. [Create a Strategic Actual Deployment table.](#)
2. [Add Actual Organizational Resources as rows in the table.](#)
3. [Add Capabilities as columns in the table.](#)
4. [Add Actual Resources in table cells as content in the table.](#)

Create a Strategic Actual Deployment table

To create an empty Strategic Actual Deployment table

1. Do one of the following:
 - Right-click a Strategic Roadmap package as the diagram owner and select **Create Diagram > Strategic Actual Deployment.**
 - Right-click an Actual Enterprise Phase and select **Create Diagram > Strategic Actual Deployment.**
2. The **Actual Resources Deployment Creation Wizard** opens. Follow the steps of the wizard.

 You can click Finish in the first step of the **Actual Resources Deployment Creation Wizard**. Then an empty table is created and you will need to add rows and columns manually.

Add Actual Organizational Resources as rows in the table


To add Actual Organizational Resources as rows in the table

1. Click the **Add Rows** button.
2. In the **Select Actual Organizational Resources** dialog, choose Actual Organizational Resources.
3. Click **OK** when you are done.

Add Capabilities as columns in the table

To add Capabilities as table columns

1. Click the **Add/ Remove Columns** button.
2. In the **Select Capabilities** dialog, choose Capabilities.
3. Click **OK** when you are done.

-  • An Exhibits relationship between the context element and an added Capability is added in the model.

Add Actual Resources in table cells as content in the table


To add Actual Resources in table cells as content in the table

1. Click the cell wherein you want to add an Actual Resource.
2. Click the **+** button that appears at the right of the selected cell.
3. In the **Actual Resources Deployment Wizard**, select Actual Resources and specify deployment and no longer used dates for them.
4. Click **Finish** when you are done.

Removing Capabilities from a Strategic Actual Deployment table

To remove Capabilities from a Strategic Actual Deployment table

1. In the table toolbar, click the **Add/ Remove Columns** button.
2. In the **Select Capability** dialog, choose Capabilities to remove them from a table.
3. Click **OK** when you are done.

-  • Capabilities are removed only from the table. They are not removed from the model.
- An Exhibits relationship between the context element and a removed Capability is removed from the model.
- If you have more Strategic Actual Deployment tables where the same Actual Enterprise Phase and Capability are used, then

To hide Capabilities in a Strategic Actual Deployment table, the Capability is removed from other diagrams as well.

1. In the table toolbar, click **Columns**.
2. In the open menu, click the Capabilities you want to hide.

Removing Actual Resources from a Strategic Actual Deployment table

To remove the deployment of the Actual Resources from a Strategic Actual Deployment table

1. Double-click the cell you want to edit.
2. Select an Actual Resource and click the - button.



Actual Resource is no longer deployed for the particular Actual Responsible Resource, but it is not removed from the model.

Removing rows from the table

To remove a row from the table

1. Select a row you want to remove.
2. In the table toolbar, click Remove From Table.



The row is only hidden from the table. The deployment is not removed.

Generating a report

There is a predefined report for the Strategic Actual Deployment table.

To generate the report

1. In the table toolbar, click **Report**.
2. Select the location and type the name for the report file.
3. Click **Generate**.

SearchAndRescue (From 2014-01-01 to 2020-07-21)				
Assistance		Inform		Recovery
Search				
Coast Guard		Actual Distress Monitor Artifact		
Maritime & Coast Guard Agency	Actual Rescue Ship			
Volunteer Rescue Organization			Actual Rescue Ship	

Related pages

- [Actual Resources Deployment Wizard](#)
- [Actual Resources Deployment Creation Wizard](#)
- [Logging background actions](#)