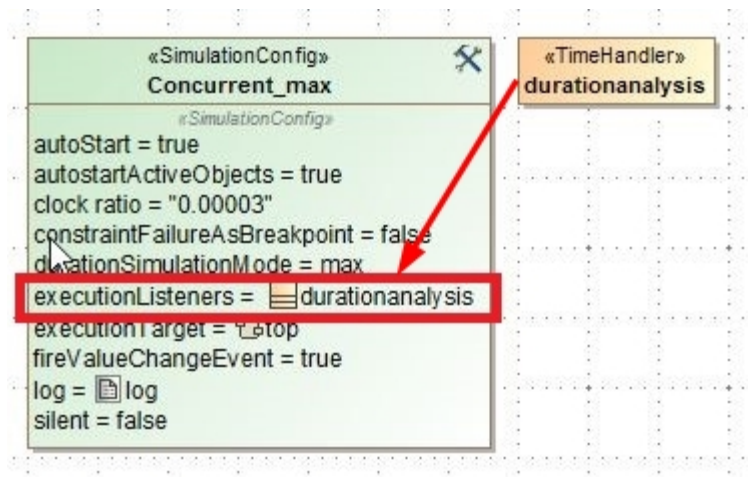


# Duration analysis on visited elements

The duration analysis on visited elements feature is not enabled by default. To enable it, you need a TimeHandler and register it in the execution listener of the <<SimulationConfig>>. You can create the TimeHandler by creating a new Class and apply the <<TimeHandler>> stereotype.

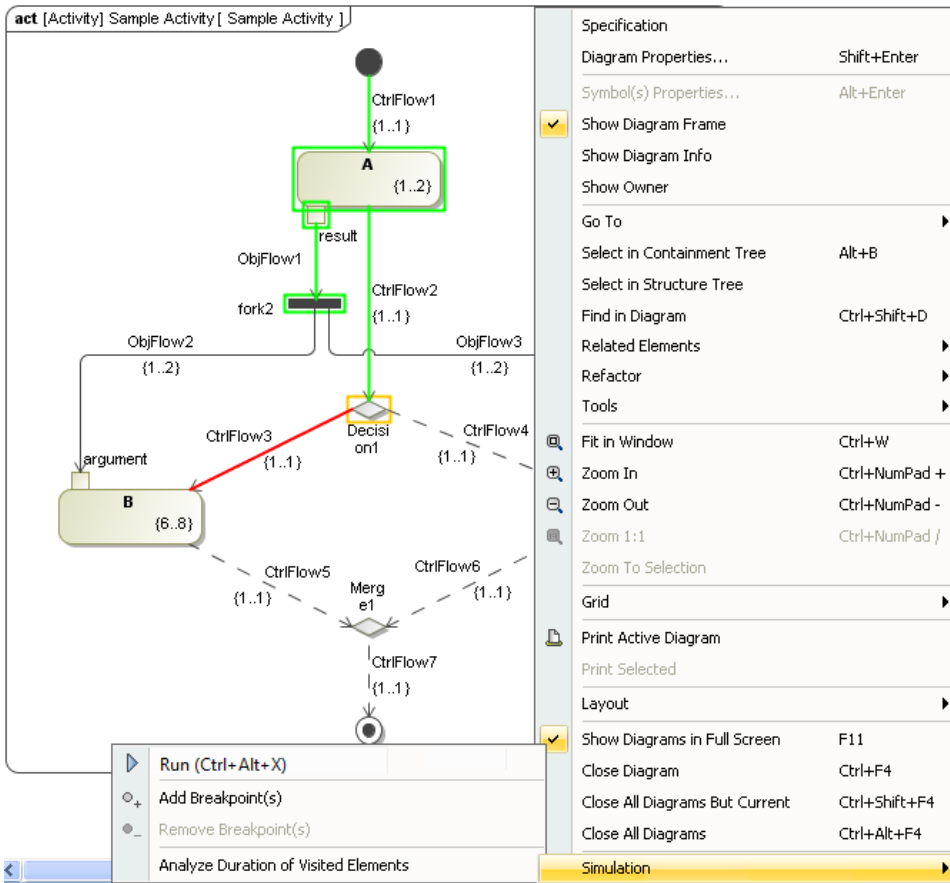


Enabling duration analysis on visited elements in the <<SimulationConfig>>.

You can view the duration of a running Activity by using the diagram's context menu **Analyze Duration of Visited Elements**.

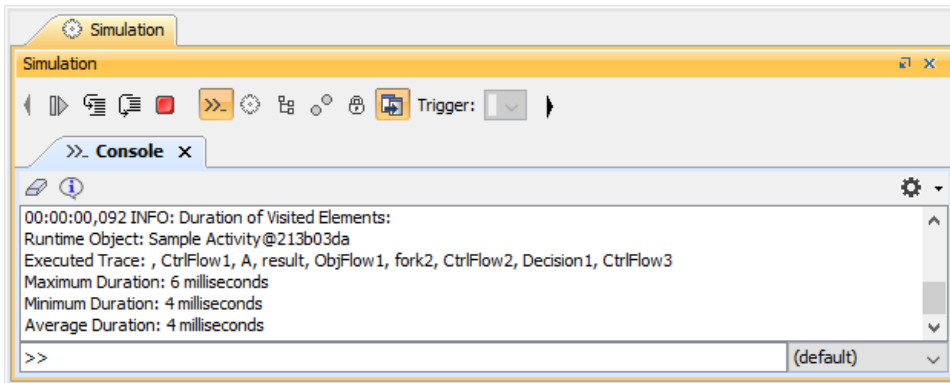
To see the duration of visited elements

1. Pause a currently running Activity by either adding a breakpoint or clicking the **Pause** button.
2. Right-click the diagram and select **Simulation > Analyze Duration of Visited Elements**.



Analyze duration on visited elements menu on the diagram context menu.

3. The minimum, maximum, and average duration of the visited elements together with the simulated trace listing all of the visited elements will appear in the Simulation **Console** pane.



Duration of visited elements in the Simulation Console.

#### Related pages

- [Duration analysis](#)
- [Duration analysis on executed traces](#)