








App bar

The app bar is located on the top of a published model portal. You can perform the following actions from the app bar:

App bar icon	Icon description
	Click to show or hide the navigation pane .
	Click and select a Cameo Collaborator document view to open it. This icon appears next to the current document view name if the document has multiple views.
	Click and type a search phrase in the document search box to find the content that matches or includes the entered text (e.g., element names).
	Click to show or hide the comments pane .
	Click and select a web app to open it (e.g., Resources, Users, Roles, etc.).
	Click and select Sign out to sign out of the current user account.
	<div>Click and select the action you want to perform:</div> <ul style="list-style-type: none">• Document view/Model view- to switch from the Model view to the Document view mode or vice versa.• Show/hide paragraph links to model editor - to enable or disable hyperlinks to a modeling tool for all paragraphs in the current document.• Subscribe to/unsubscribe from email notifications - to enable or disable email notifications about new comments or comment replies in the current document.• Document information - to see detailed Cameo Collaborator document and project information.• Help - to open the Cameo Collaborator for Teamwork Cloud documentation.

Related pages

- [Structure of the document portal](#)
 - [Navigation pane](#)
 - [Content pane](#)
 - [Comments pane](#)