

2022x Refresh1 Version News

Magic Collaboration Studio

Released on: November 18, 2022

Magic Collaboration Studio 2022x Refresh1 includes exciting new features, such as customizable announcements that can be displayed to users on login and project load, renewed and enhanced Data markings capability, case-insensitive authentication against LDAP servers, and password complexity requirements that considerably improve system security. Last but not least, Magic Collaboration Studio services are extended with initial Webhooks support.

In addition, the Collaborator web application introduces the export of comments to the PDF/HTML format, which allows you to archive discussions among team members that resulted in specific changes in the model, a resizable navigation pane in Collaborator documents, and other improvements.

[Announcements](#)

[Collaborator Application](#)

[Upgraded Data Markings](#)

- [Exporting Comments to PDF/HTML](#)
- [Resizable Navigation Pane](#)
- [Other](#)

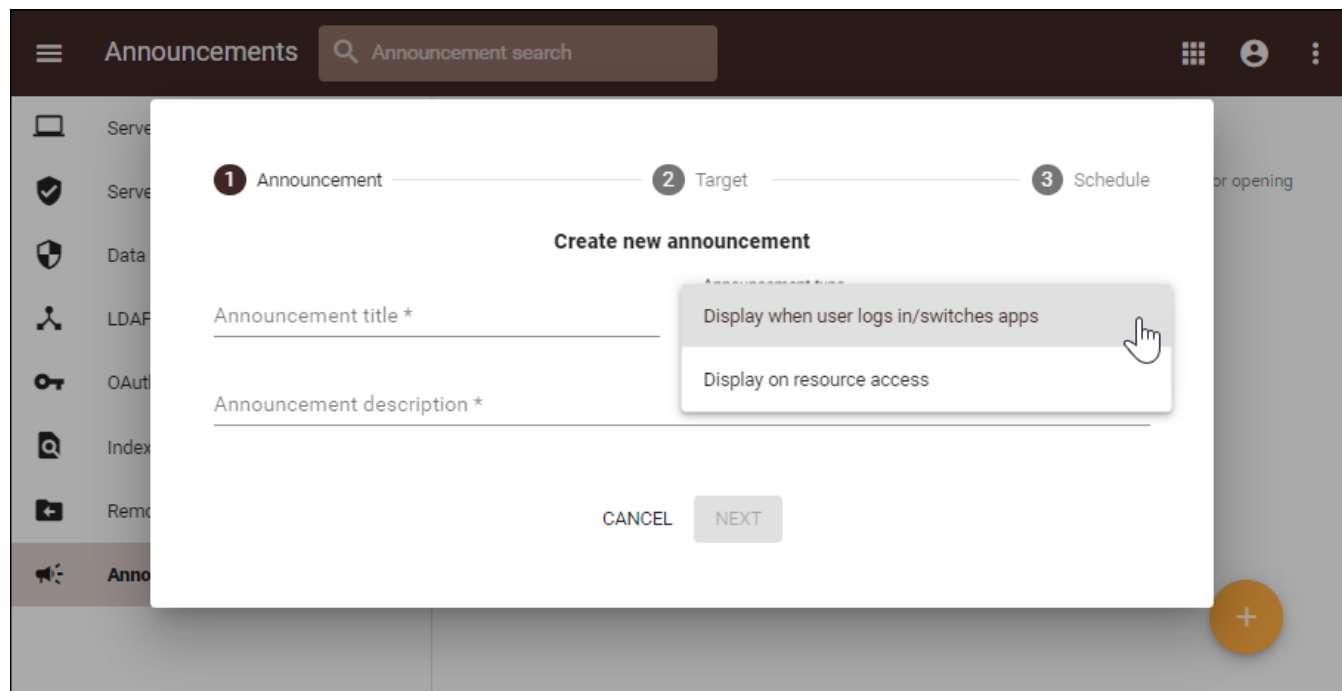
[Case-Insensitive LDAP Authentication](#)

[Password Complexity Requirements](#)

[Webhooks \(Technology Preview\)](#)

Announcements

The 2022x Refresh1 version of Magic Collaboration Studio introduces the ability to [set up custom announcements](#) to be shown to users. These announcements can be displayed as notifications when users log into the server or open specified resources both through the modeling tool and web applications. With this feature in place, you can quickly and easily announce early server upgrades, project deadlines, or any other organization-specific information within the tool.



Creating a new announcement.

Upgraded Data Markings

With the initial [Data Markings](#) release, we introduced a way of marking Magic Collaboration Studio users, user groups, resources, and categories with end-user predefined security levels. To allow for an even more granular and flexible access control, the new version of Magic Collaboration Studio allows you to define hierarchical, non-hierarchical (flat) classifiers or a combination of both. This also means that from now on you can assign multiple data markings to a resource, category, user, or group.

Data markings

Server settings

Server license

Data markings

LDAP management

OAuth consumers

Indexing management

Remote repository management

Announcements

Data markings configuration

Enable data markings

When enabled, in addition to the Role-based access control, it will be possible to add data markings for categories, resources, users and user groups

< 边缘 Flat markings 编辑 删除 DM_1 >

Data marking	Portion marking	
Vendor A	VA	⋮
Vendor B	VB	⋮
Vendor C	VC	⋮

Type: Flat

+

User

John_S

John Smith

VA top

EDIT

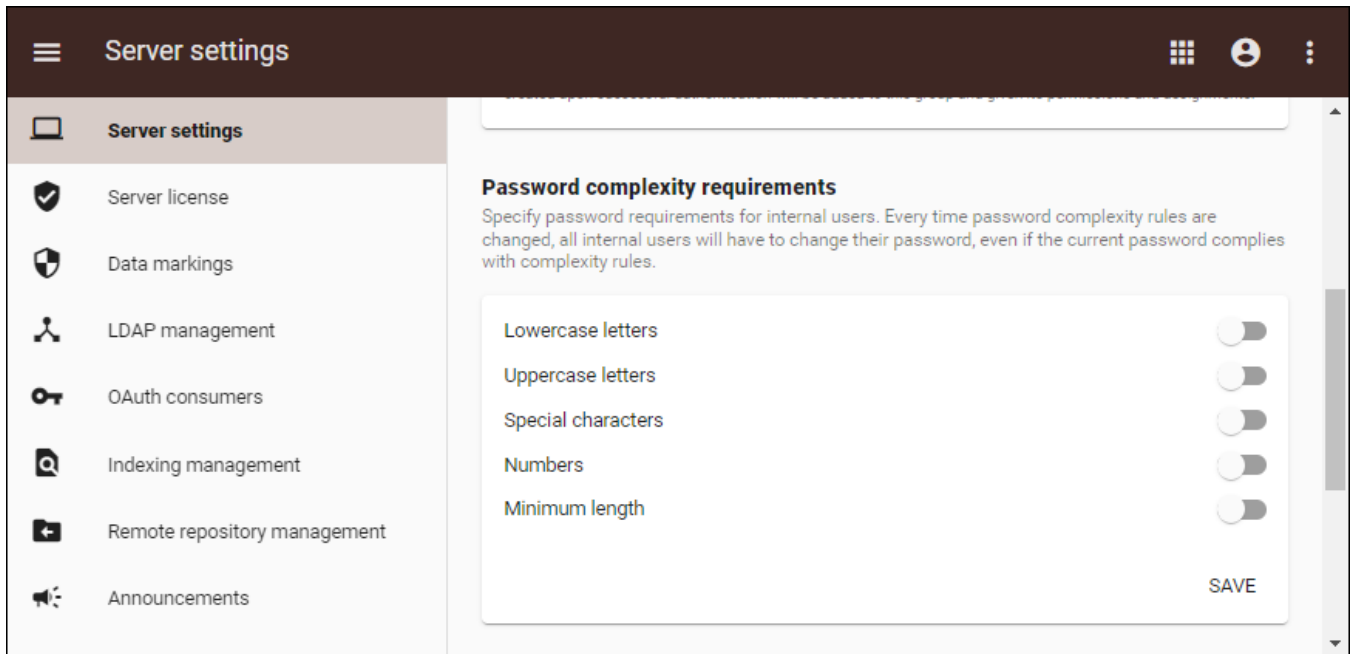
Setting a flat data markings group and viewing a user with both hierarchical and flat markings.

Case-Insensitive LDAP Authentication

It has come to our attention that most LDAP servers across our customer base are configured to act as case-insensitive by default. Therefore, from now on the authentication process against external users coming from LDAP servers is case insensitive as well. This eliminates the need to remember the exact case of your username as set in the organization's LDAP server.

Password Complexity Requirements

Previously, it was possible to create internal user accounts without any restrictions on their passwords, which might have led to potential security issues. Beginning with the 2022x Refresh1 version, administrators can set the rules for internal user password complexity. These rules apply to existing passwords, as well: users are forced to change their password if new complexity rules get rolled out.



Setting password complexity requirements in Teamwork Cloud Admin.

Webhooks (Technology Preview)

From day one, Magic Collaboration Studio offers services and APIs to access and use repository data. With the 2022x Refresh1 release we are stepping forward and introducing a technology preview of the so-called "inverse API" – webhooks. With webhooks support, you can get notifications pushed to a specified endpoint on predefined events in Magic Collaboration Studio instead of constantly polling for new data through REST APIs. The initial webhooks release allows you to listen to commit-type events in chosen resources, with more exciting capabilities coming soon!

To learn more about webhooks services, please see the OpenAPI specification of Magic Collaboration Studio REST API.

Webhooks			
GET	/osmc/admin/webhooks	List all webhooks.	✓ 🔒
POST	/osmc/admin/webhooks	Create a webhook.	✓ 🔒
DELETE	/osmc/admin/webhooks/{webhookId}	Delete a webhook.	✓ 🔒
GET	/osmc/admin/webhooks/{webhookId}	Get webhook information.	✓ 🔒
PATCH	/osmc/admin/webhooks/{webhookId}	Update a webhook.	✓ 🔒
PUT	/osmc/admin/webhooks/{webhookId}	Update a webhook.	✓ 🔒
GET	/osmc/admin/webhooks/{webhookId}/status	Get webhook status.	✓ 🔒
PATCH	/osmc/admin/webhooks/{webhookId}/status	Update webhook status (enable or disable).	✓ 🔒
POST	/osmc/admin/webhooks/{webhookId}/status	Update webhook status (enable or disable).	✓ 🔒
PUT	/osmc/admin/webhooks/{webhookId}/status	Update webhook status (enable or disable).	✓ 🔒

Collaborator Application

Exporting Comments to PDF/HTML

The Collaborator web application introduces a new feature allowing you to export comments to the PDF/HTML format. This way you can archive the discussions among team members that resulted in specific changes made in the model and thus trace the reasoning behind these changes. The exported files include not only all comments and replies created in the document but also the document and project information and comments statistics.

Hybrid Sport Utility Vehicle


Author: Inga A. (ingabe)
Date: Sep 12, 2022
Type: Comments report

Document Information:
Last published at 4:19 PM on Sep 9, 2022
by Administrator

Project Information:
Hybrid Sport Utility Vehicle
Last modified at 7:58 PM on Sep 9, 2022
by John Smith (john_s)

1 Summary

1.1 Overview



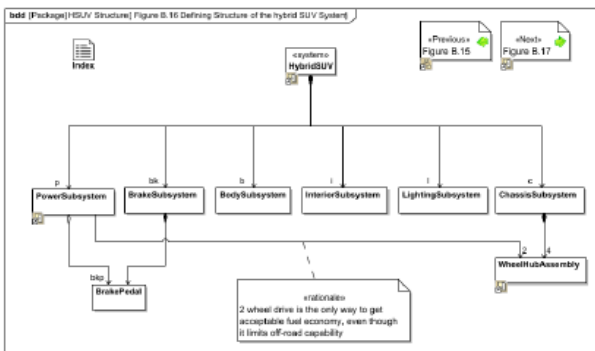
1.2 Statistics by names

John Smith	0 comment(s)	2 reply(-ies)
Last activity	Sep 9, 2022 7:57 PM	
Maggie Winter	3 comment(s)	0 reply(-ies)
Last activity	Sep 9, 2022 7:57 PM	

2/5

2.2 Need more detailed view of the structure (unresolved)

Figure B.16 Defining Structure of the hybrid SUV System



Maggie Winter Sep 9, 2022 7:45 PM
Could you provide a more detailed diagram? This one is just a high-level view.

John Smith Sep 9, 2022 7:52 PM
I will consult with the team and let you know.

2.3 Documentation is missing (unresolved)

Characteristics

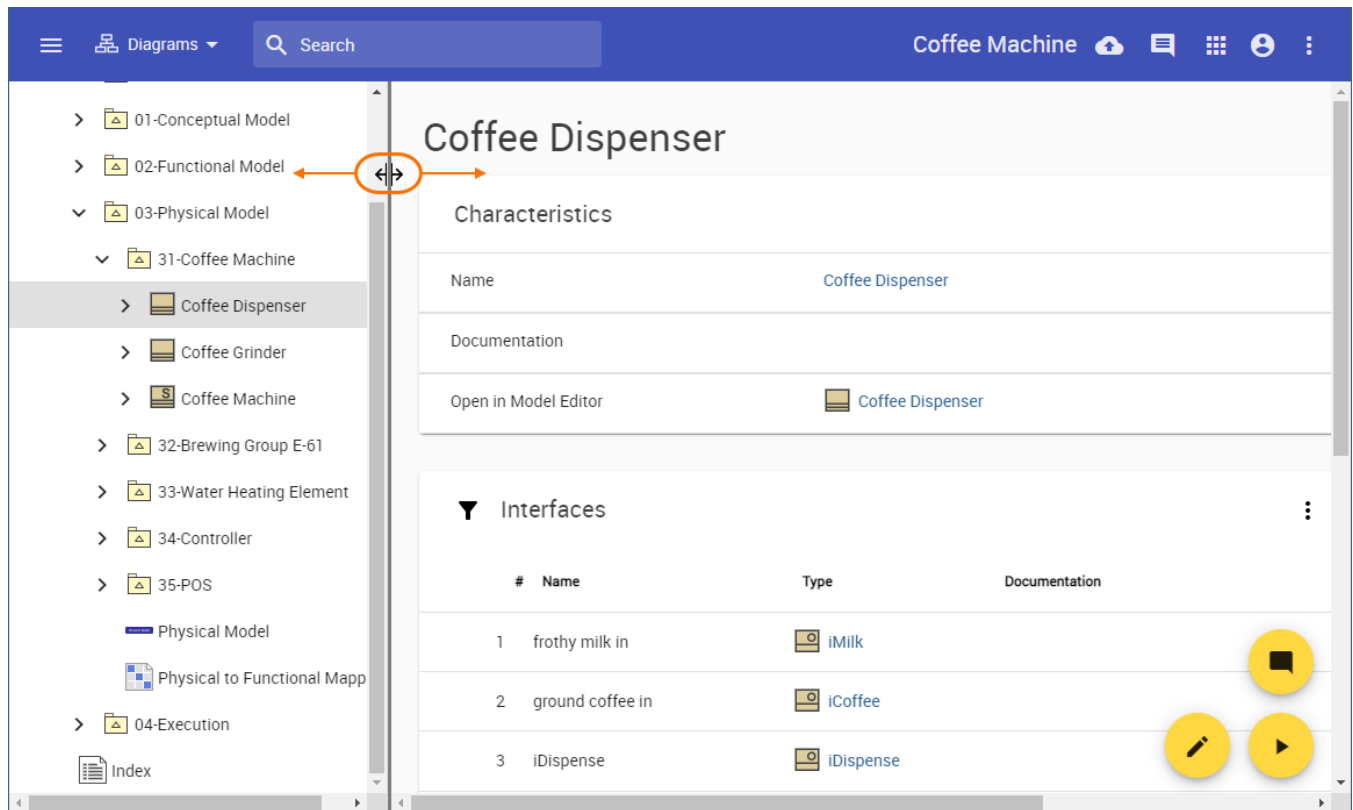
Name	BatteryPack
Documentation	

Maggie Winter Sep 9, 2022 7:32 PM
Please fill the documentation field.

Collaborator comments exported to PDF.

Resizable Navigation Pane

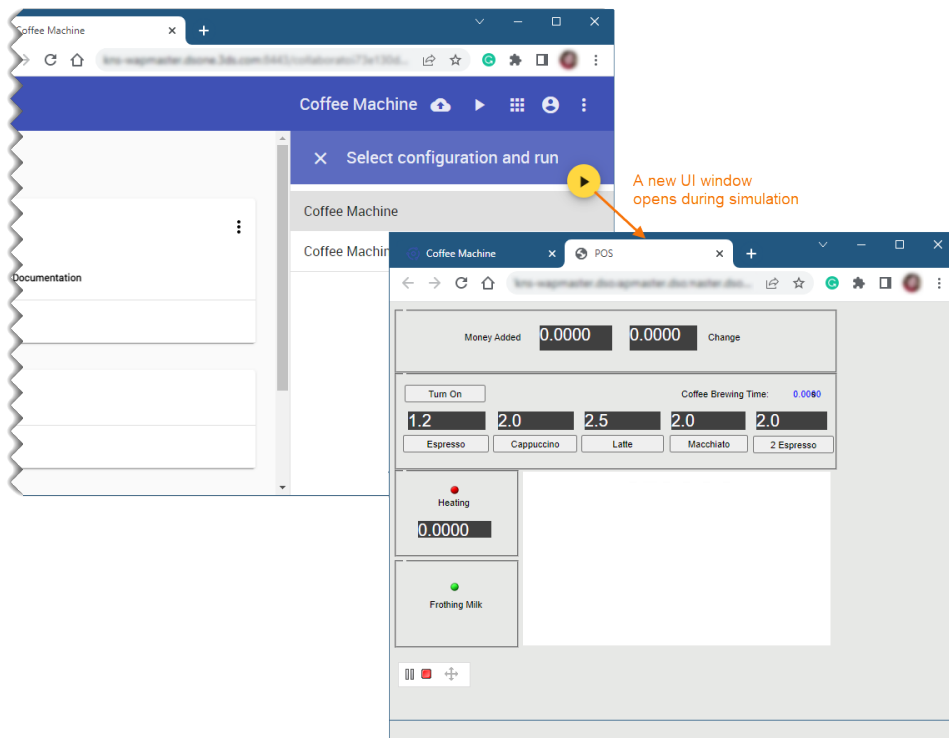
The navigation pane in Collaborator documents is now resizable, so you'll be able to adjust the document portal according to your needs.



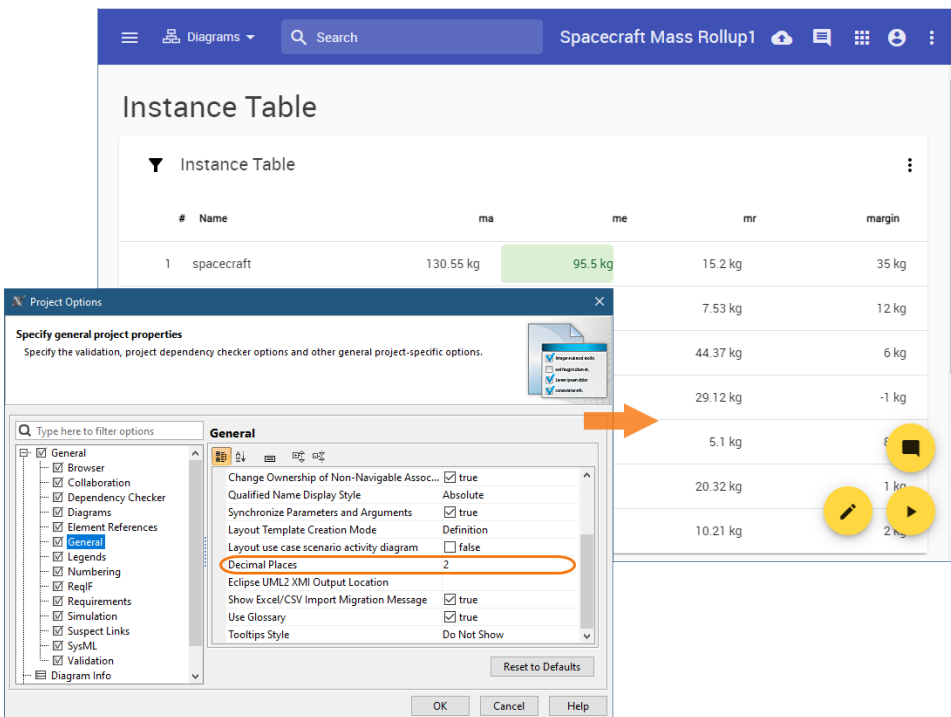
Resizing the navigation pane in a Collaborator document.

Other

- When you simulate a model with a UI mockup or Time Series chart, a new UI window opens automatically during model execution.



- Now you can change the number of decimals displayed in Collaborator documents. When you specify the **Decimal Places** project option in your project, the setting is remembered and used for the documents published from that project as well.



- If you use the data markings functionality to mark a project with a custom-defined access level, the same data marking is now automatically applied to all the documents published from that project.

Documentation

- [Magic Collaboration Studio 2022x Refresh1](#)

News of earlier versions

- [Magic Collaboration Studio 2022x](#)
- [Magic Collaboration Studio 2021x Refresh2](#)
- [Magic Collaboration Studio 2021x Refresh1](#)
- [Magic Collaboration Studio 2021x](#)
- [Magic Collaboration Studio 19.0 SP4](#)
- [Magic Collaboration Studio 19.0 LTR SP3](#)

