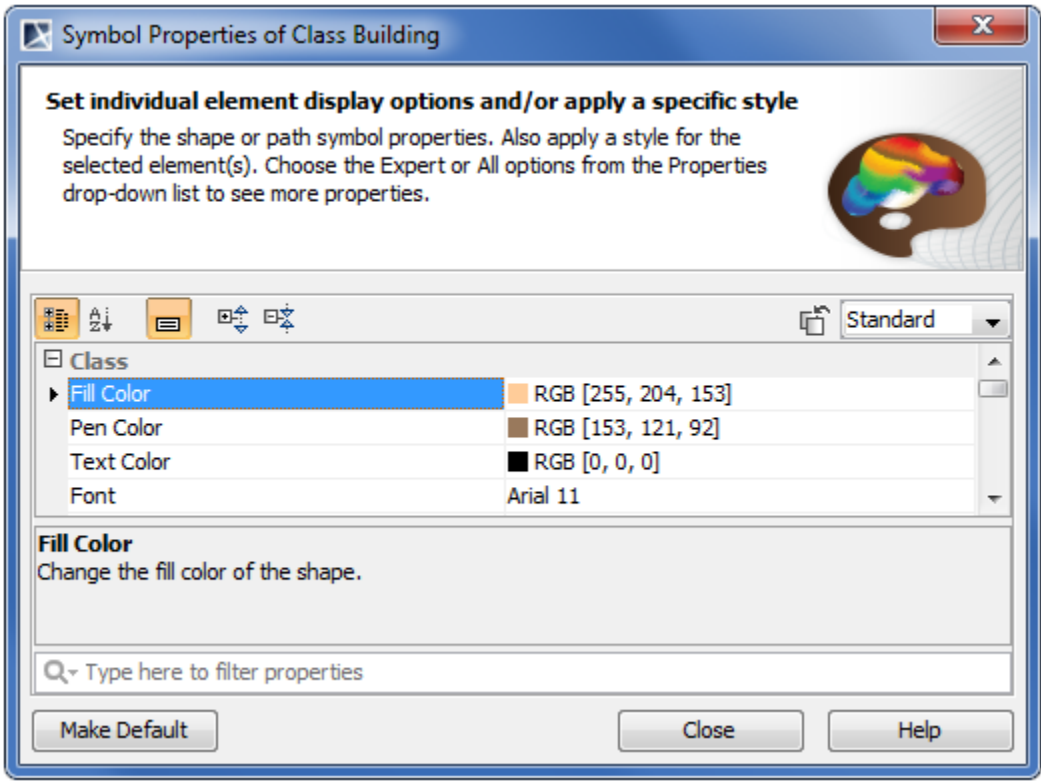


Symbol Properties dialog



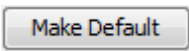


In the **Symbol Properties** dialog, you may define various symbol (or group of symbols) properties, such as fill color, font type, whether to wrap text. The **Symbol Properties** dialog is a non-modal window - you can edit the symbol properties and see the changes on the diagram instantly. In addition, while the dialog is active you can still work with diagrams or other dialogs.



To open the **Symbol Properties** dialog

1. On the diagram, select a symbol or a group of symbols.
2. Do one of the following:
 - From the main menu, select **Edit > Symbol > Symbol Properties**.
 - From the selected elements' shortcut menu, choose **Symbol Properties**.
 - Press Alt+Enter.

In the following table, you will find the described common functions that **Symbol Properties** dialog provides.

Icon	Title	Type	Description
	Apply Style	Button	Click to open the menu with the available styles .
	Show All Properties	Button	Click to display all the properties for the selected symbol types. Note that the <i>Show All Properties</i> button is displayed only when at least two shapes of different element types are selected, for example, a class and a package.
	Make Default	Button	Click to change the default symbol properties to the properties that are specified in this dialog. <div><div> Warning It is highly recommended to use the Make Default button only if you fully understand the symbol styles and how your symbol styles can be affected.</div><div> Warning The Make Default button is available in the Teamwork Cloud project only if you have locked the symbol styles for edit.</div></div>



If your project is of the earlier version you need to set up a new symbol properties manually.

Related pages

- [Symbol Properties dialog](#)
- [Applying image](#)
- [Displaying icon or image](#)
 - [Displaying rake icon](#)
- [Symbol styles option group](#)
- [Working with Symbol styles](#)
- [Properties Inheritance](#)
- [Stereotype properties](#)
 - [Collecting symbol styles from modules](#)
- [Copy and paste symbol style](#)
- [Making your own default style for new projects](#)