


Project Statistics

Detailed project statistics

The project statistics feature calculates detailed statistics for the entire project and exports the results to a separate file. The exported statistical report will help us solve performance problems you may be experiencing. Project statistics are calculated in the main project and, if selected, in used projects.

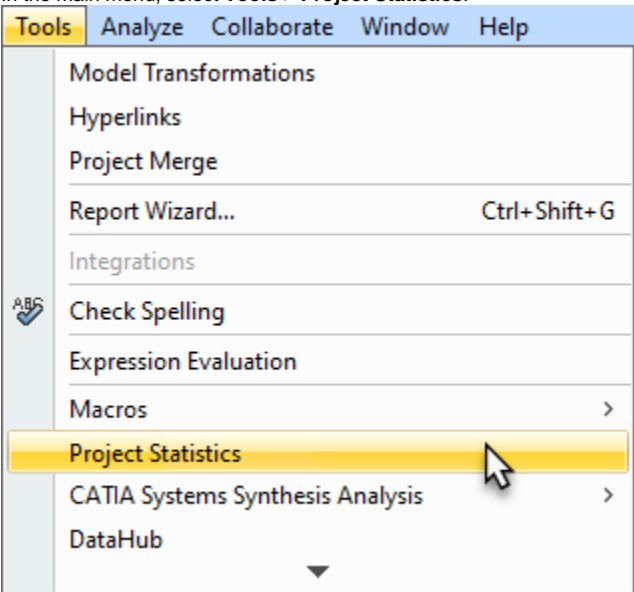


Confidential Information

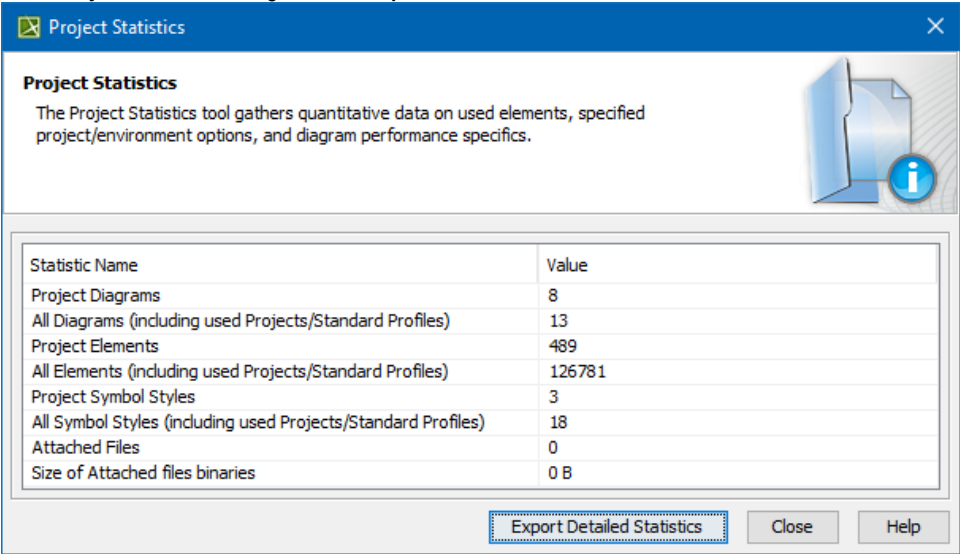
The exported file contains the names of the main project, used projects (if selected), and used elements. If they are confidential, you should select **Confidential** to keep their names hidden.

To export detailed statistics

1. In the main menu, select **Tools > Project Statistics**.



2. In the **Project Statistics** dialog, click the **Export Detailed Statistics** button.



3. Select data to export along with the OS and hardware, diagrams/elements by types, and project options statistics that are included by default.

Statistic Name	Exported
General	
Applied standard stereotypes	<input checked="" type="checkbox"/> true
Applied standard tags by size	<input checked="" type="checkbox"/> true
Applied standard tags by string length	<input checked="" type="checkbox"/> true
Features by size	<input checked="" type="checkbox"/> true
String features by string length	<input checked="" type="checkbox"/> true
Performance	
Dependency Matrix specifics	<input type="checkbox"/> false
Diagram dimensions	<input type="checkbox"/> false
Generic Table specifics	<input type="checkbox"/> false
Relation Map specifics	<input type="checkbox"/> false
Symbols used	<input type="checkbox"/> false

Please be informed that gathering performance statistics may take some time.

☒ Include Used Project Statistics ☐ Confidential [i](#)

Export **Close**

4. Specify other export options:
 - Select **Include Used Project Statistics** to generate and export used project statistics as well.
 - Select **Confidential** to keep the project element names hidden in the exported statistics report.
5. Click **Export**.
6. When the statistics file is generated, click **Close**.

The generated detailed project statistics file includes the following quantitative data:

Diagrams

- Diagram dimensions
- Diagram count by type
- Diagram count by kind
- Symbol count by diagram

Elements

- Element count by UML type
- Element count by DSL type
- Derived properties count
- Property count by size
- Elements used for CDH mapping count
- Elements used for transformation mapping count
- Longest flat list count (longest flat list of elements under one element's root, such as under a package or a classifier)
- Smart package count
- Number of stereotype applications by stereotype name
- Number of stereotype tagged values by defining feature name and tagged value size
- Number of strings in the model by size and metaProperty
- Number of multi-references by size and metaProperty
- Number of profiling elements (stereotype instance, slots, and value specifications)

Project/Environment options

- Active/passive validation options
- Number of active validation rules by implementation language
- Number of code engineering options by language
- Symbol styles count
- Symbol styles properties count

Hardware & system

- Hardware (RAM, OS, disks size and type) and Java info (heap)
- Restricted dir size

Teamwork Cloud projects

- Teamwork Cloud project local cache size on disk
- Teamwork Cloud project local cache size in a binary blob
- Teamwork Cloud project local cache latest blob size

- Teamwork Cloud project local cache blob size by revision
- Teamwork Cloud project local cache blob count by revision
- Teamwork Cloud project history depth
- Locked elements count
- Used projects count
- Root object count by type

Performance

- Time to build diagrams