

Creating paragraphs

On this page

- [Editing paragraphs](#)
- [Changing paragraph location](#)

If a Cameo Collaborator document is published for editing, you can add new paragraphs to it with text, images, and hyperlinks to model elements or other document sections.




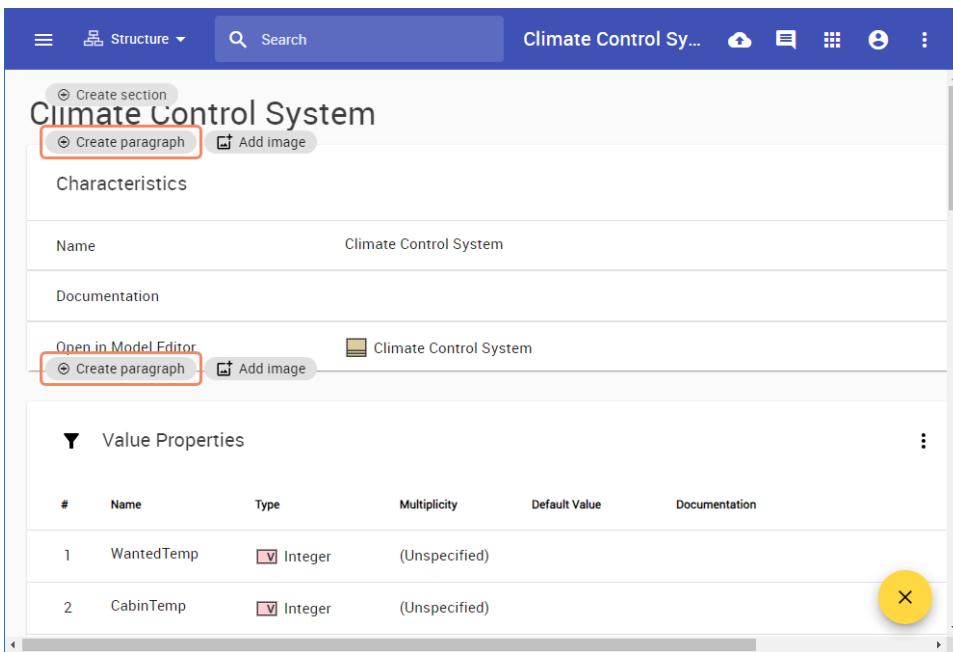
Prerequisites

To create paragraphs in a Cameo Collaborator document:

- The document must be [published for editing](#).
- You need the Read Resources permission or Resource Reviewer role for the document.

To create a paragraph, you need the Read Resources and Edit Resources permission or Resource Contributor role for the project with read-write permissions for the project branch.

1. [Open a Cameo Collaborator document](#).
2. Click  on the bottom right corner of the [content pane](#).
3. Click the **Create paragraph** icon in the location of an open document section where you want to insert a paragraph.

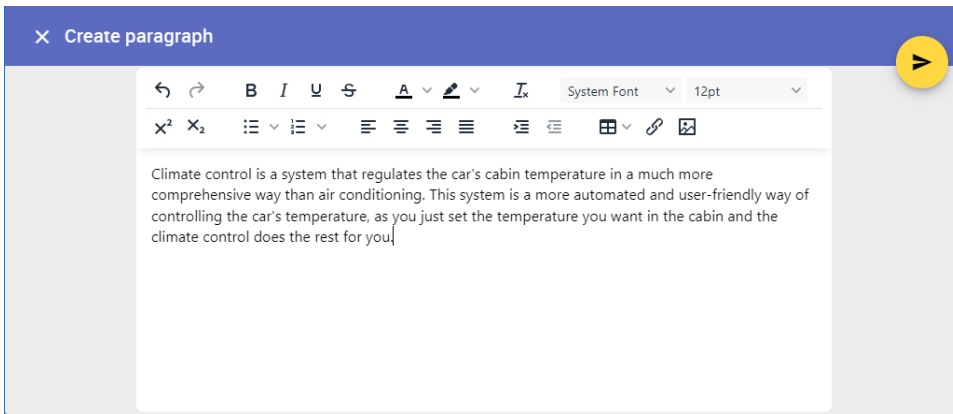



4. In the **Create paragraph** screen, enter the paragraph text.



Text formatting

Use the text formatting toolbar on the top of the **Create paragraph** screen to change the text font, size, color, alignment, etc. You can also use the toolbar to add hyperlinks, tables, and images to the paragraph.



5. On the top right corner of the screen, click  to save the paragraph.


Editing paragraphs

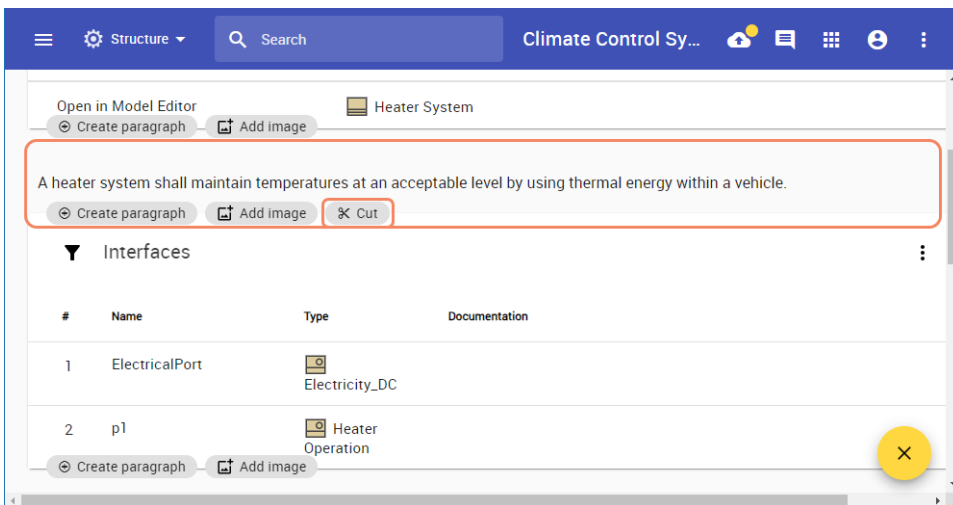
You can edit the content of a paragraph created in a Cameo Collaborator document the same way you edit textual element values. For more information, refer to [Editing element values](#).

Changing paragraph location

You can change the location of a paragraph created in Cameo Collaborator by cutting and pasting it in a new location.

To change a paragraph location

1. [Open a Cameo Collaborator document](#).
2. Click  on the bottom right corner of the [content pane](#).
3. Click the **Cut** icon under the paragraph whose location you want to change.



4. Click the **Paste** icon in the location of an open document section where you want to move the paragraph.



Tip

If you want to move the paragraph from one document section to another, use the [navigation pane](#) to open a different document section and then paste the paragraph.

☰

⚙️ Structure ▾

🔍 Search

Climate Control Sy...

☁️

💬

⋮

👤

⋮

Create section

Create paragraph

Add image

Paste

Characteristics

Name

Heater System

Documentation

Open in Model Editor

Heater System

Create paragraph

Add image

A heater system shall maintain temperatures at an acceptable level by using thermal energy within a vehicle.

✕

Create paragraph

Add image

Cut