

2021x LTR Version News

Cameo Collaborator for Teamwork Cloud 2021x brings not only a number of new functionalities but also multiple improvements to the features that you already know. With a new version of the product, you can save Cameo Collaborator comments as UML elements in your project, export documents to PDF and HTML formats, add new values to a project right from a Cameo Collaborator document, and more.

[Saving Comments as Model Elements](#)

[Exporting Documents to PDF and HTML](#)

[New Model Editing Capabilities in Cameo Collaborator](#)

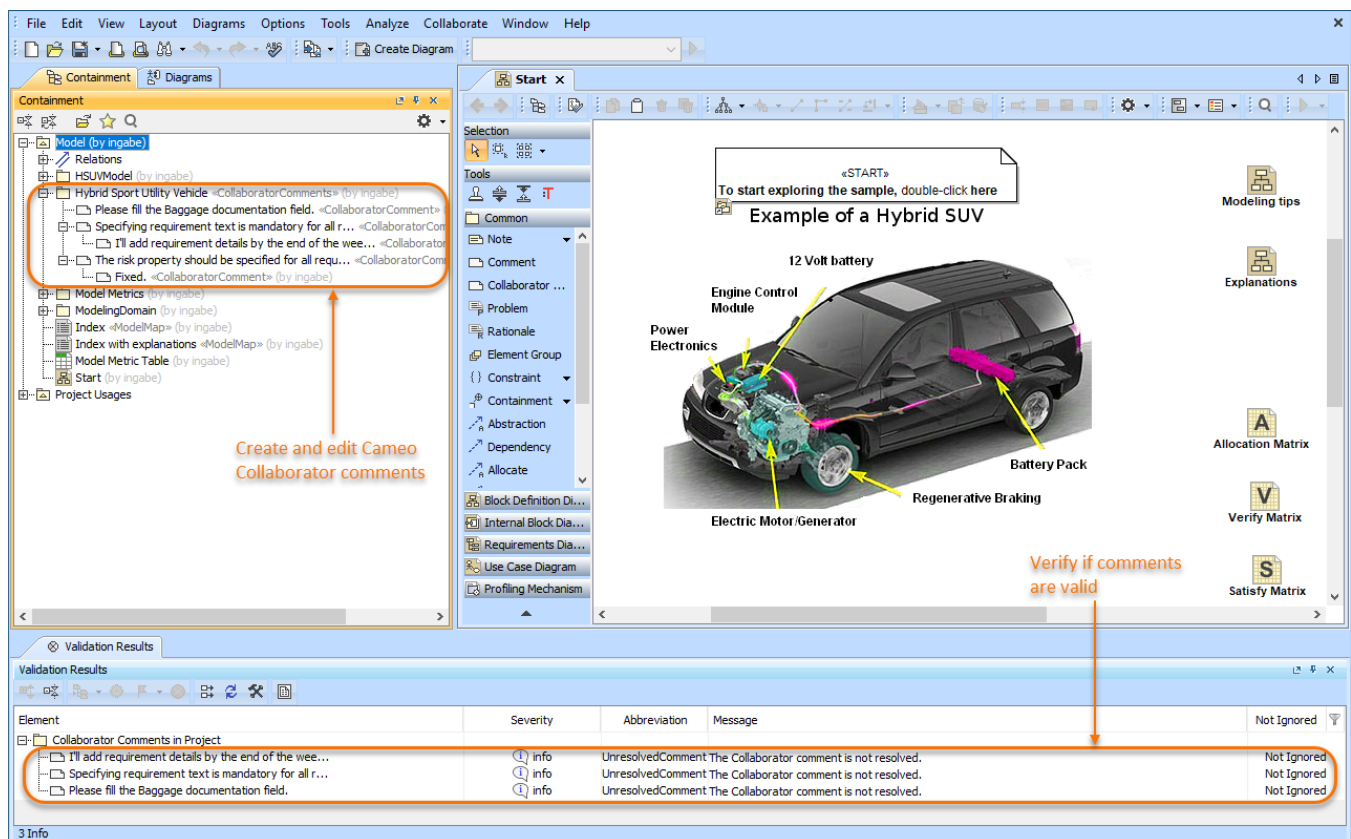
[Disk Space Usage Improvements](#)

[Improved Publishing Performance](#)

[Other](#)

Saving Comments as Model Elements

In the previous version of Cameo Collaborator for Teamwork Cloud, you could work with Collaborator comments in a modeling tool by using the comments panel. However, comments were stored in a Cameo Collaborator document, so you could not use all the benefits of your modeling tool capabilities. In this version of the product, it is possible to save Cameo Collaborator comments as model elements in a project and work with them as you would with any other UML elements. In addition, comments are automatically synchronized between your project and a Cameo Collaborator document every time you commit changes to the server or update the project.



This example shows how you can create comments as model elements and work with them in a modeling tool.

This new functionality opens endless possibilities allowing you to:

- Create new textual Cameo Collaborator comments and reply to existing ones right in a modeling tool.
- Modify comments, e.g., change comment status, priority, and even the commented element in the comment Specification window.

Specification of Collaborator Comment Make sure you fill the requirement text field. This must be done for all requirements

Specification of Collaborator Comment properties

Specify properties of the selected Collaborator Comment in the properties specification table. Choose the Expert or All options from the Properties drop-down list to see more properties.

Make sure you fill the requirement text field. ...

Properties: Standard

Title	Requirement text is missing
Body	Make sure you fill the requirement text field. This must be done for all requirements
Author	Inga A.
High Priority	<input checked="" type="checkbox"/> true
Is Resolved	<input type="checkbox"/> false
Type	Textual Comment
Read By	Inga A.
Annotated Element	<input checked="" type="checkbox"/> d.1 RegenerativeBraking [HSUVModel:HSUV Re

Close Back Forward Help

- Validate if all comments have been created correctly and have all the required metadata by using the *Collaborator Comments in Project* validation suite.
- Create comment reports displaying Cameo Collaborator comments and their detailed information, such as an author, status, priority, etc.

Hybrid Sport Utility Vehicle												
Title	Author	Body	Created	Priority	Type	Status	Name	Type	Owner	Qualified Name	Comment Link	
Fill the documentation field!	johsmi	The documentation field is mandatory. All requirements must have documentation with a detailed 'I'm still waiting for more information' from my manager. All requirements should be fully documented by the	15-Jun-20	High	Textual Comment	Resolved	Range	Requirement	HSUV Requirements	HSUVModel:HSUV Requirements:Range	mdel://e375999d-0bf6-4e06-a5ae-cc5326c631c7proje	
	ingabe		15-Jun-20	Normal	Textual Comment	Resolved	NA	NA	NA	NA	mdel://a3000907-8522-4b16-8ab6-f6d8a4c65d437proje	
	ingabe	Fixed.	17-Jun-20	High	Textual Comment	Resolved	Range	Requirement	HSUV Requirements	HSUVModel:HSUV Requirements:Range	mdel://83555a911-5d43-4bd8-9465-46a977ad9172proje	
Specify the standards	johsmi	Please add the standards to the requirement text. We need to see the numbers	15-Jun-20	Normal	Textual Comment	Unresolved	Emissions	Requirement	Eco-Friendliness	HSUVModel:HSUV Specification:Eco-Friendliness	mdel://7d65da8f373f-4303-880e-ad52d390343c7proje	
Requirement text is missing	johsmi	Make sure you fill the requirement text field. This must be done for all requirements	15-Jun-20	Normal	Textual Comment	Unresolved	PowerSource Management	Requirement	HSUV Requirements	HSUVModel:HSUV Requirements:Power SourceManagement	mdel://7540171b-273a-45d0-a959-1ac50a72e6f57proje	
Graphical comment for Figure B.38	johsmi	The property names should be consistent in the whole project.	15-Jun-20	Normal	Graphical Comment	Unresolved	SUV_EPA_Fuel_Economy Test	Block	HSUV Instance Values	HSUVModel:HSUV Instance Values:SUV_EPA_Fuel_Economy Test	mdel://6eaf0bae-e9bc-4506-a120-9c74826399407proje	
	ingabe	Can we discuss this in the meeting tomorrow?	16-Jun-20	Normal	Textual Comment	Unresolved	NA	NA	NA	NA	mdel://a621456-c34e-4d17-a754-0a0c64954987proje	
	johsmi	OK	16-Jun-20	Normal	Textual Comment	Unresolved	SUV_EPA_Fuel_Economy Test	Block	HSUV Instance Values	HSUVModel:HSUV Instance Values:SUV_EPA_Fuel_Economy Test	mdel://70ca3524-75a-43e5-8314-149d86821087proje	

- Calculate metrics allowing you to see how many comments are created and resolved or create your own metrics.

Model Metric Table

Criteria

Metric Suite: Collaborator Coverage Filter:

#	Date	Scope	High Priority	Collaborator Comments	Resolved Comments	Resolved Comments Percentage	Unresolved Comments	Unresolved Comments Percentage
1	2020.07.01 19.41	HSUV Structure	<input type="checkbox"/> <undefined>	5	2	40	3	60
2	2020.07.01 19.44	HSUV Structure	<input checked="" type="checkbox"/> true	2	2	100	0	0
3	2020.07.01 19.56	HSUV Requirements	<input type="checkbox"/> <undefined>	6	2	33.33	4	66.67
4	2020.07.01 19.56	HSUV Requirements	<input checked="" type="checkbox"/> true	3	2	66.67	1	33.33

Filter is not applied. 4 rows are displayed in the table.

Show Description

[Back to top](#)

Exporting Documents to PDF and HTML

In this release of Cameo Collaborator for Teamwork Cloud, we are happy to present a new functionality allowing you to export documents to PDF and HTML formats. This makes information exchange a lot easier because you can save a Cameo Collaborator document as a file and share it via email or any file sharing system. Also, customize a document file by adding a cover page and the table of contents, or choosing what information should be exported. You can export the whole document or just a part of it, such as selected tables, paragraphs, or a specific view.

Author: ingabe
Date: Jun 5, 2020

Latest published version
#1
Last published at 10:35 AM on Jun 5, 2020
by ingabe

hybrid sport utility vehicle
[trunk] #2

Created at 10:23 AM on Jun 5, 2020
by ingabe

Fig. Navigation

[Back to top](#)

The model editing in Cameo Collaborator functionality has been extended even further. Now you can create paragraphs, values for stereotype tags, the Documentation property, and other textual properties (except slot values) right in a Cameo Collaborator document. This will simplify your workflow because you will no longer need a modeling tool to add new values to your model.

Requirements

Search

Hybrid Sport Utility Vehicle

Model

HSUVModel

HSUV Requirements

HSUV Specification

d.1 RegenerativeBraking

d.2 Range

d.3 PowerSourceManagement

d.4 Power

HSUV UseCases

HSUV Views

Department Of Motor Vehicle

Driver

InsuranceCompany

Maintainer

Passenger

RegisteredOwner

d.1 RegenerativeBraking

Characteristics

ID	d.1
Name	RegenerativeBraking
Text	Regenerative braking is an energy recovery mechanism that slows down a moving vehicle or object by converting its kinetic energy into a form that can be either used immediately or stored until needed.
Source	Alternatives to the internal combustion engine: impacts on environmental quality · Johns Hopkins University Press
Risk	Low
Verify Method	Inspection
Master	
Documentation	In this mechanism, the electric traction motor uses the vehicle's momentum to recover energy that would otherwise be lost to the brake discs as heat. This contrasts with conventional braking systems, where the excess kinetic energy is converted to unwanted and wasted heat due to friction in the brakes, or with dynamic brakes, where the energy is recovered by using electric motors as generators but is immediately dissipated as heat in resistors.
Open in Model Editor	d.1 RegenerativeBraking

Edit

3. Save the value

Alternatives to the internal combustion en

Value

Rich text editing

1. Click to add a new value

+ ADD NEW VALUE

You can create a new stereotype tag value right in a Cameo Collaborator document.

Requirements Distiller Model

Decomposition of Original Statement

#	Id	Name	Text	Applied Stereotype
1	S0.0	Original Statement	Describe a system for purifying dirty water. - Heat dirty water at Heat Exchanger - Boil dirty water is Drain. The water has prop specific heat 1 cal/g	
2	S1.0	Purify Water	The system shall p	
3	S2.0	Heat Exchanger	Heat dirty water and Heat Exchanger	
4	S3.0	Boiler	Boil dirty water is p	
5	S4.0	Drain	Drain residue is per	
6	S5.0	Water Properties	Water has propertie 1 cal/gm deg C, hea	
7	S5.1	Water Initial Temp	Water has an initial temp 20 deg C	Requirement [Class]

Create paragraph

Roboto 12pt

Place below ▾

- Characteristics
- Decomposition of Original Statement
- Navigation
- Question 1a
- Navigation
- Top Level Requirements
- Navigation

Additional Requirement

- Maximum Temp shall not exceed 100 deg C

Additional Requirement

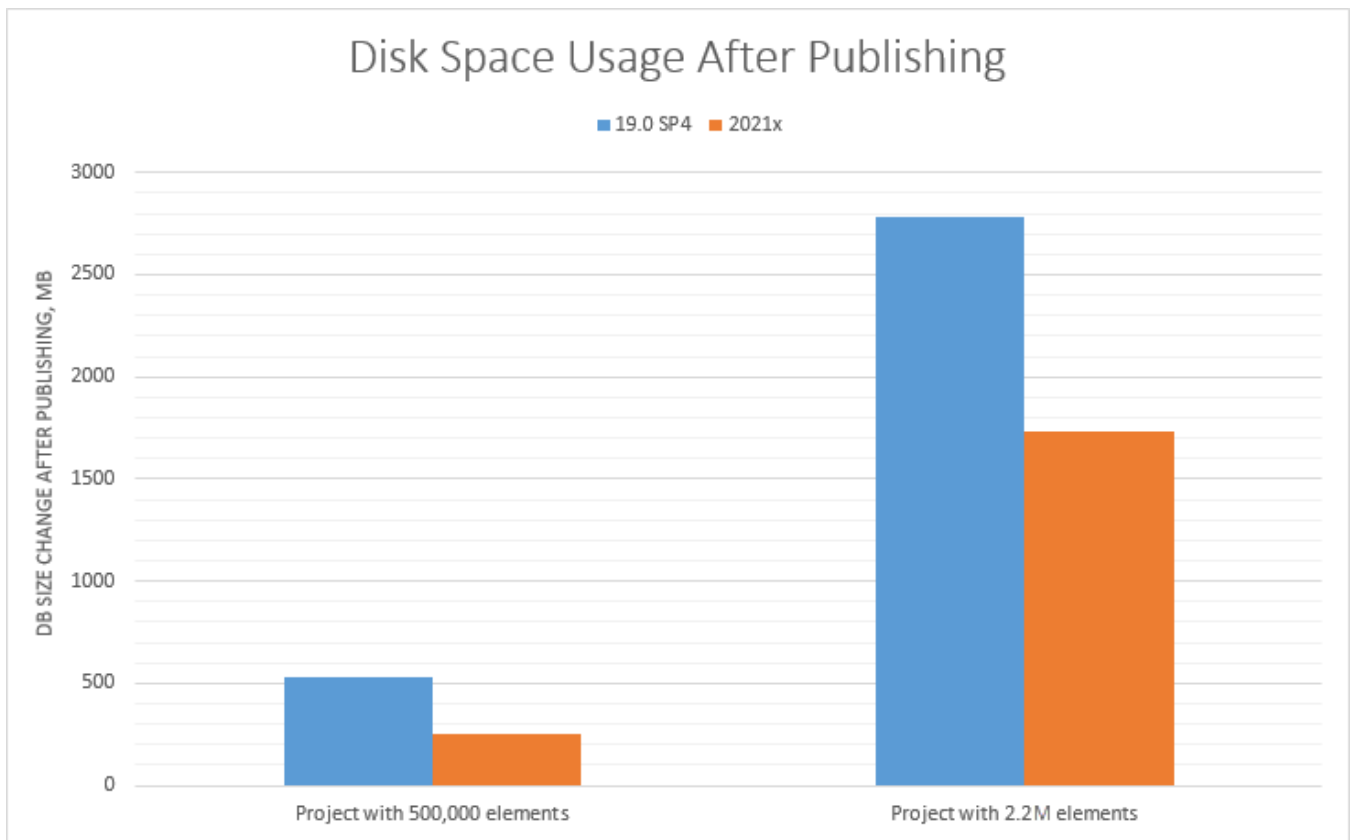
- Maximum Temp shall not exceed 100 deg C.

Creating paragraphs.

[Back to top](#)

Disk Space Usage Improvements

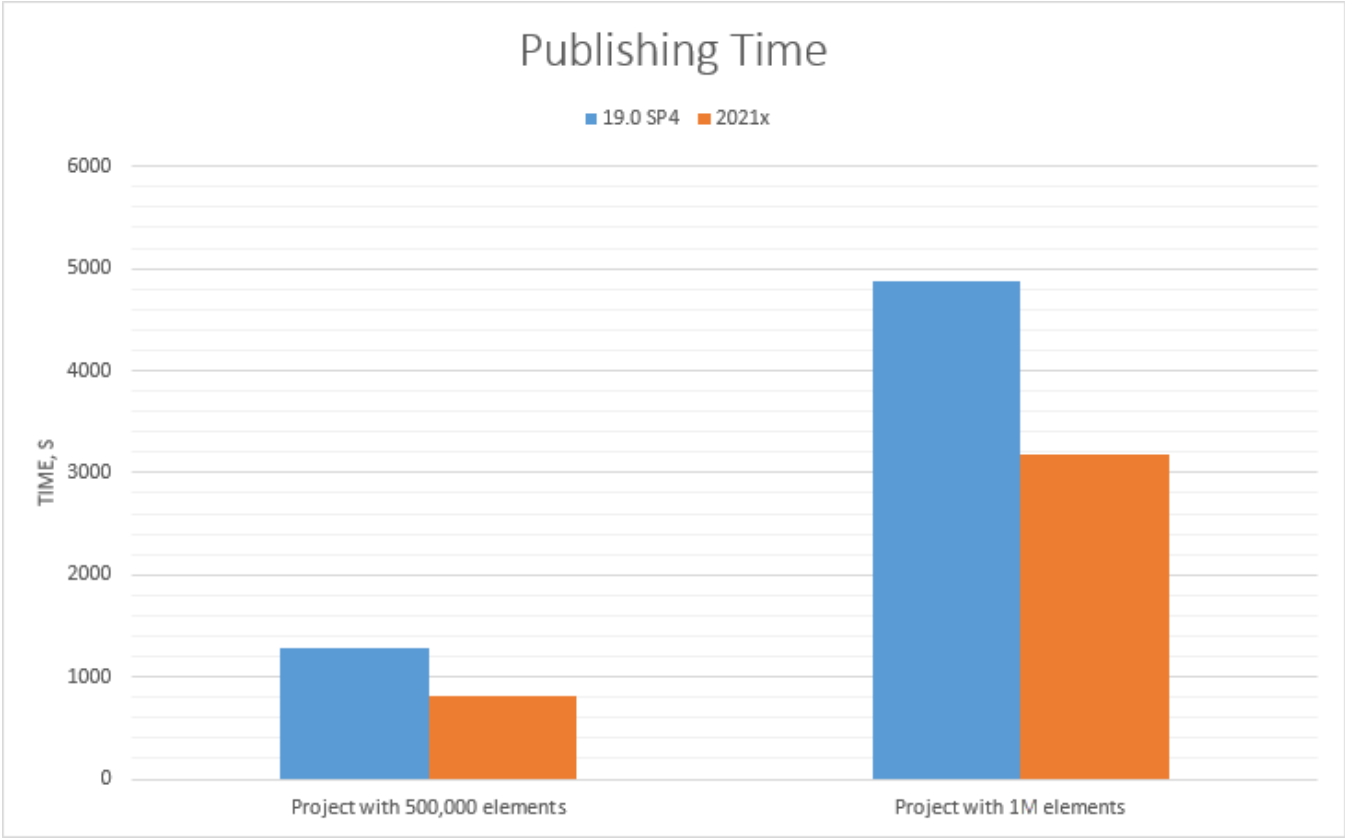
In this release of Cameo Collaborator for Teamwork Cloud, the number of elements in documents has been significantly reduced and now Cameo Collaborator documents take 40-50% less space in the Teamwork Cloud server.



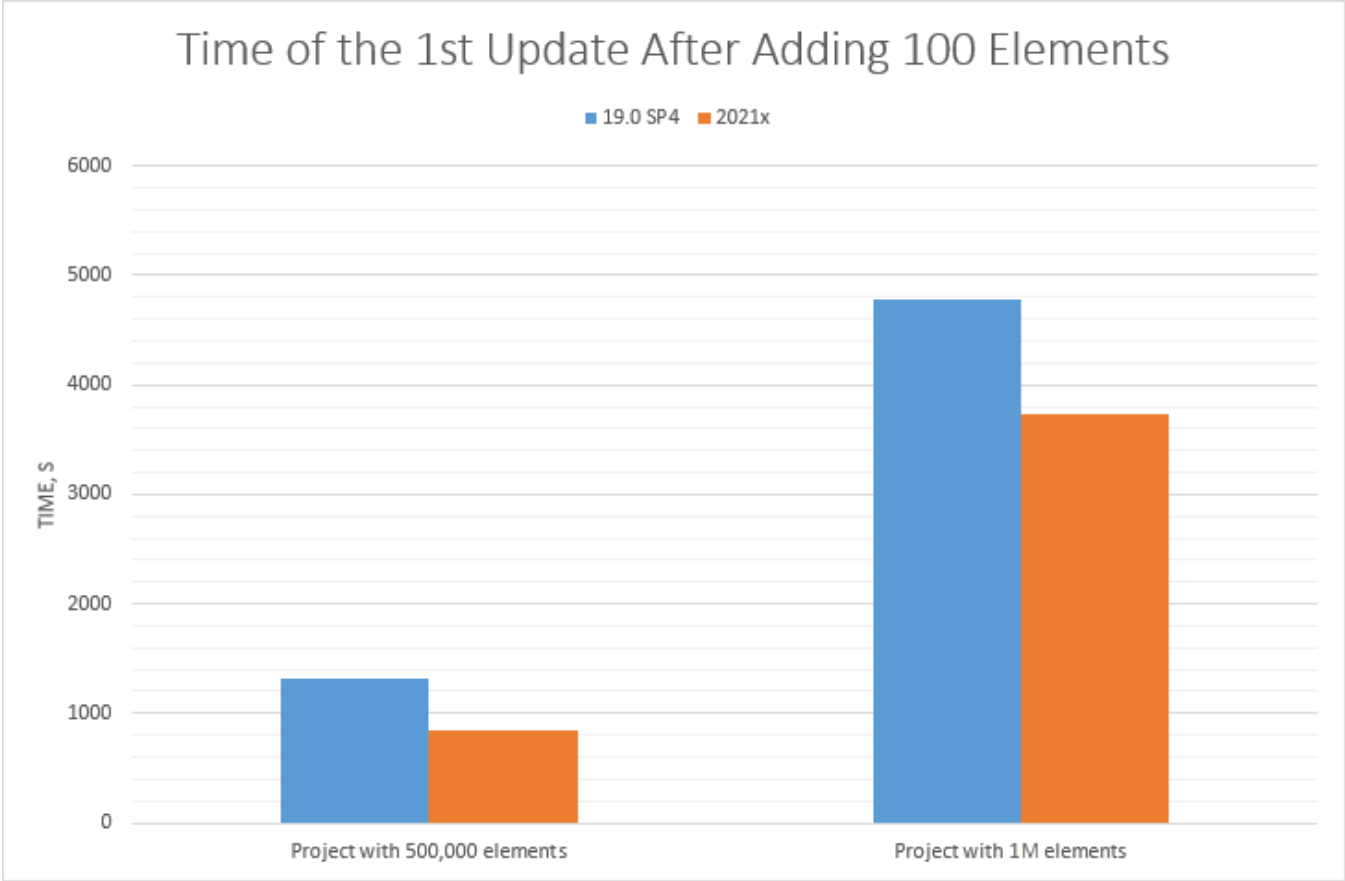
This chart demonstrates significantly decreased disk space usage in Cameo Collaborator for Teamwork Cloud 20.0 after publishing projects of different sizes.

Improved Publishing Performance

In Cameo Collaborator for Teamwork Cloud 2021x, the publishing performance has been significantly improved and now takes less time as shown in the charts below. In addition, the amount of memory you need to allocate to your modeling tool for publishing has decreased.



This chart compares the publishing time between product versions 19.0 SP4 and 2021x.



In this chart, you can see that updating Collaborator documents takes less time compared to the earlier versions of the product.

[Back to top](#)

Other

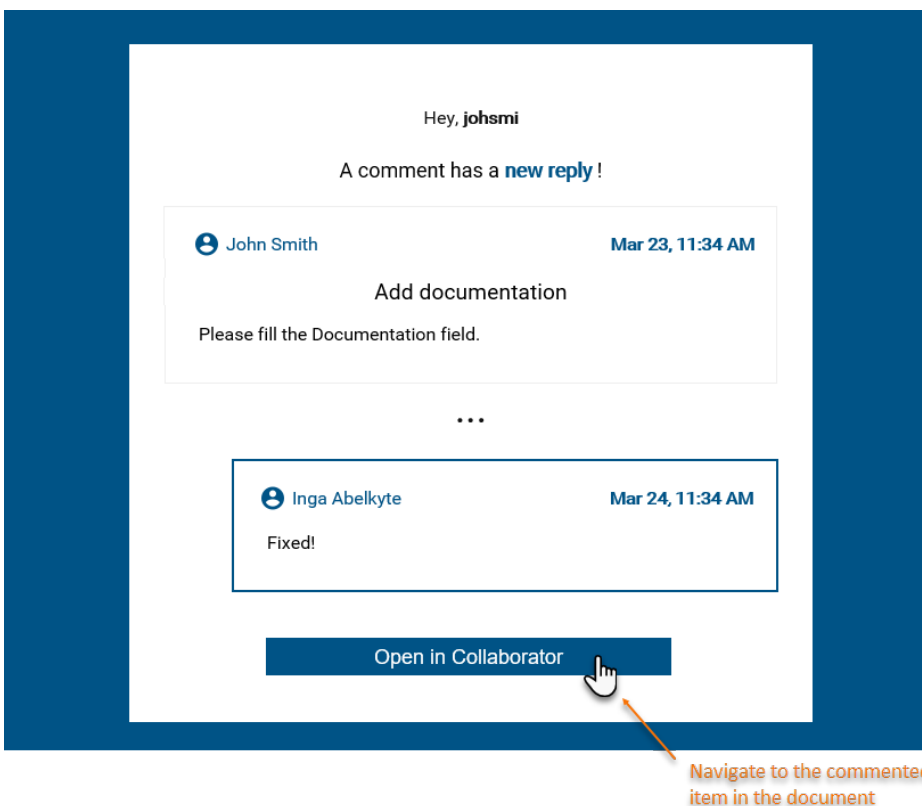
- Navigating large tables in Cameo Collaborator documents is now a lot easier because you can filter table content by a search phrase and sort data in table columns alphabetically and/or numerically.

Filter content by search phrase

Sort content by alphabet or numbers

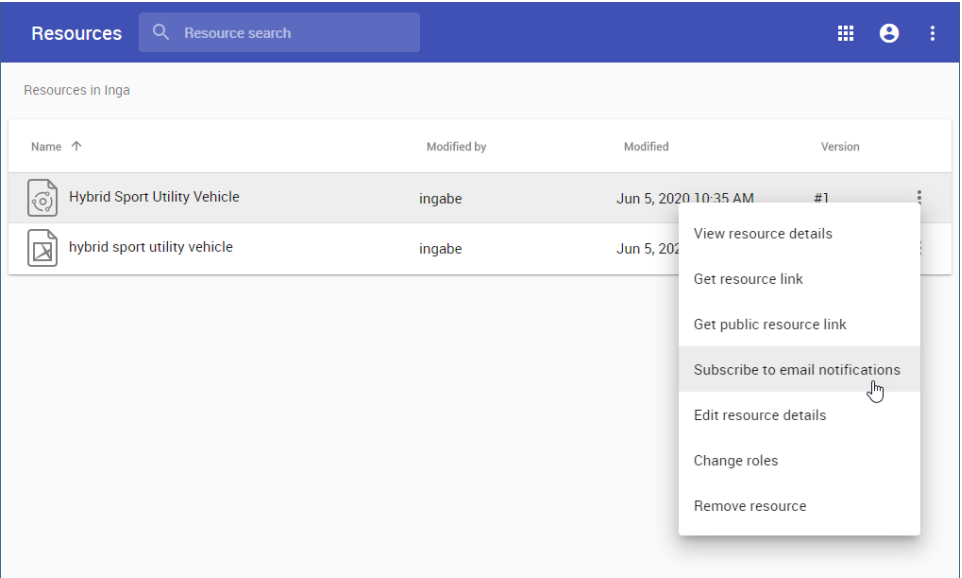
#	Id	Name	Text	Satisfied By	Verified By
8	2.4	Acceleration	The Hybrid SUV shall have the acceleration of a typical SUV.	Figure B.32 Results of Maximum Acceleration Analysis	MaxAcceleration
11	2.1	Braking	The Hybrid SUV shall have the braking capability of a typical SUV.		Max Acceleration
18	4	Capacity			
6	4.1	CargoCapacity			
17	1	Eco-Friendiness			
1	RT.2.1	Emissions	The vehicle shall meet Ultra-low Emissions vehicle standards	testVehicle1 : HybridSUV = testVehicle1	EAPFuelEconomyTest
16	3	Ergonomics			
5	4.2	FuelCapacity			
10	2.2	FuelEconomy	The Hybrid HSUV shall have dramatically better fuel economy than a typical SUV		

- Email notification templates have been redesigned and now have a completely new modern look. In addition, you can edit these templates to customize email notification appearance.



- If you are new to working with custom document templates, check our new *Cameo Collaborator Template Samples* project which you can find in your modeling tool installation directory. It provides different document template samples and gives step by step instructions on how to create them.

- Now subscribing to email notifications is more convenient because you can do it right from the Resources application.



[Back to top](#)

Documentation

- [Cameo Collaborator for Teamwork Cloud 2021x](#)

News of earlier versions

- [Cameo Collaborator for Teamwork Cloud 19.0 LTR SP3](#)
- [Cameo Collaborator for Teamwork Cloud 19.0 LTR SP2](#)
- [Cameo Collaborator for Teamwork Cloud 19.0 LTR SP1](#)
- [Cameo Collaborator for Teamwork Cloud 19.0 LTR](#)