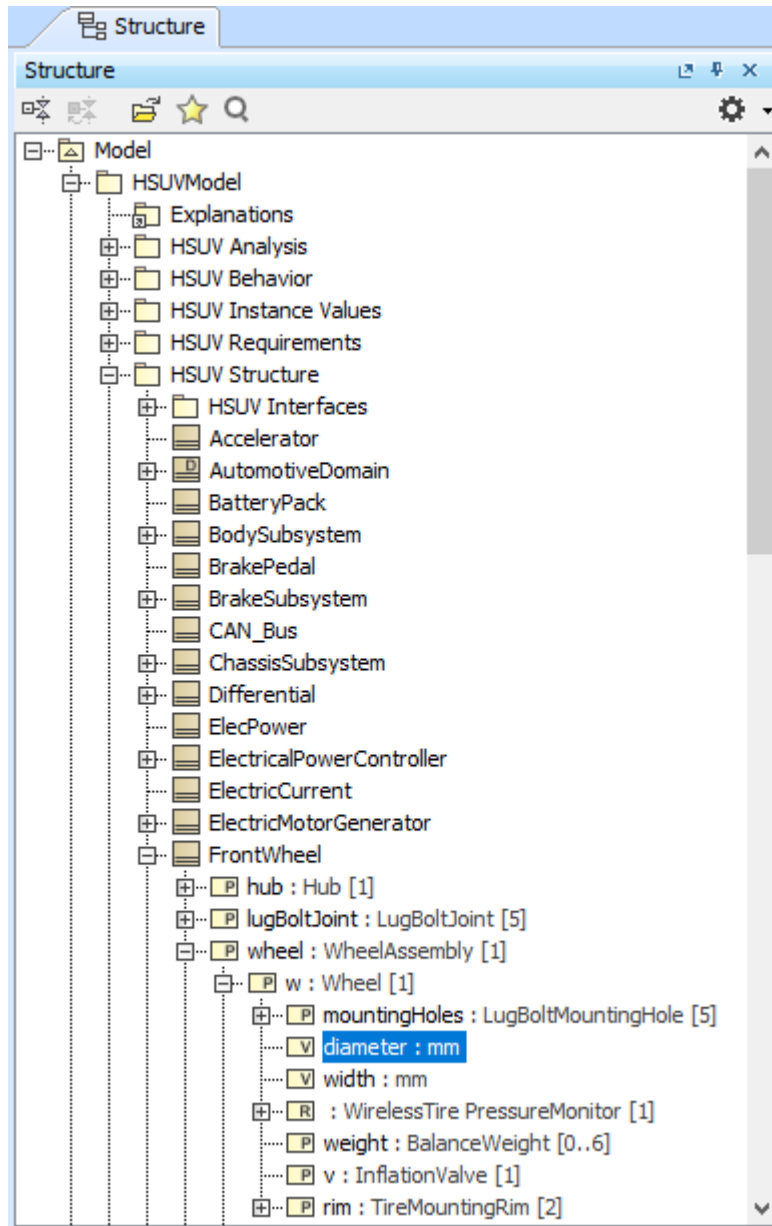


Structure tab

This tab will appear in the Window menu only if the SysML plugin is installed.

The Structure browser allows you to browse for deeply nested structures of the structured classifier in your model. The node: **diameter : mm** represents the property: **diameter : mm** of the classifier: **Wheel** and also the property: **w : Wheel** is the property of the classifier: **WheelAssembly**, as shown in the image below:



The Structure tab in the Model Browser.

Opening the Structure tab


To open the Structure tab

1. From the main menu, select **Window > Structure**.

The property nodes, which are shown inside the property node (the parent property node), are the properties of the classifier that type the parent property node.

In the Structure tab, you can open any selected element in a new tree.


To open a new tree

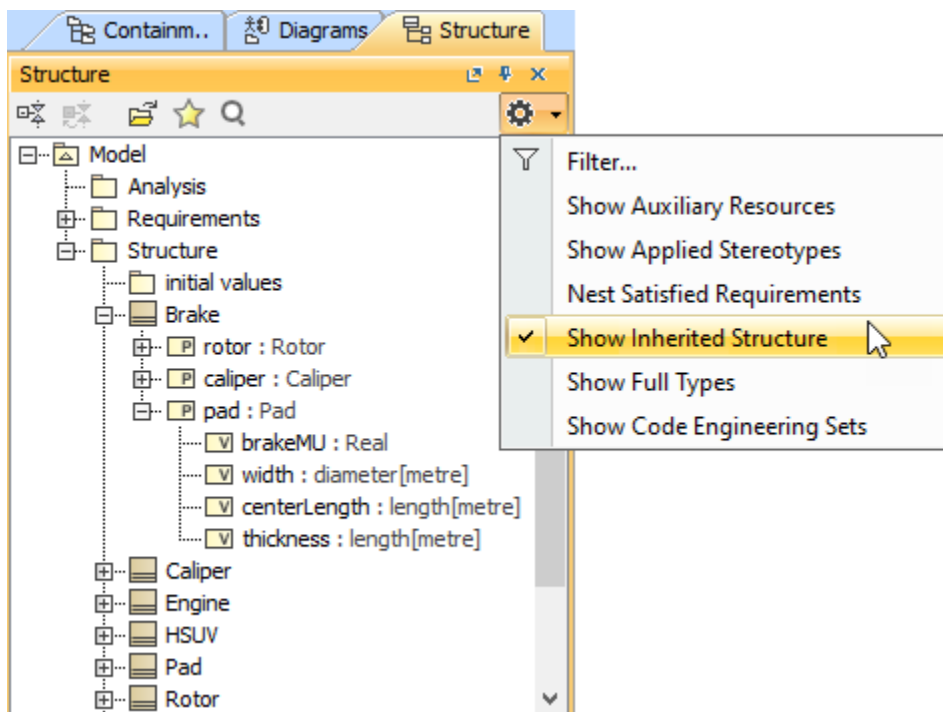
1. Select the element and in the Structure tab toolbar click .

Displaying Inherited Structure option

The Structure tab can show the properties that are inherited from the generalization classifier.


To display inherited structures from the generalization classifier in the Structure tree

1. Click  on the right of the Structure Browser.
2. Select the **Show Inherited Structure** option.




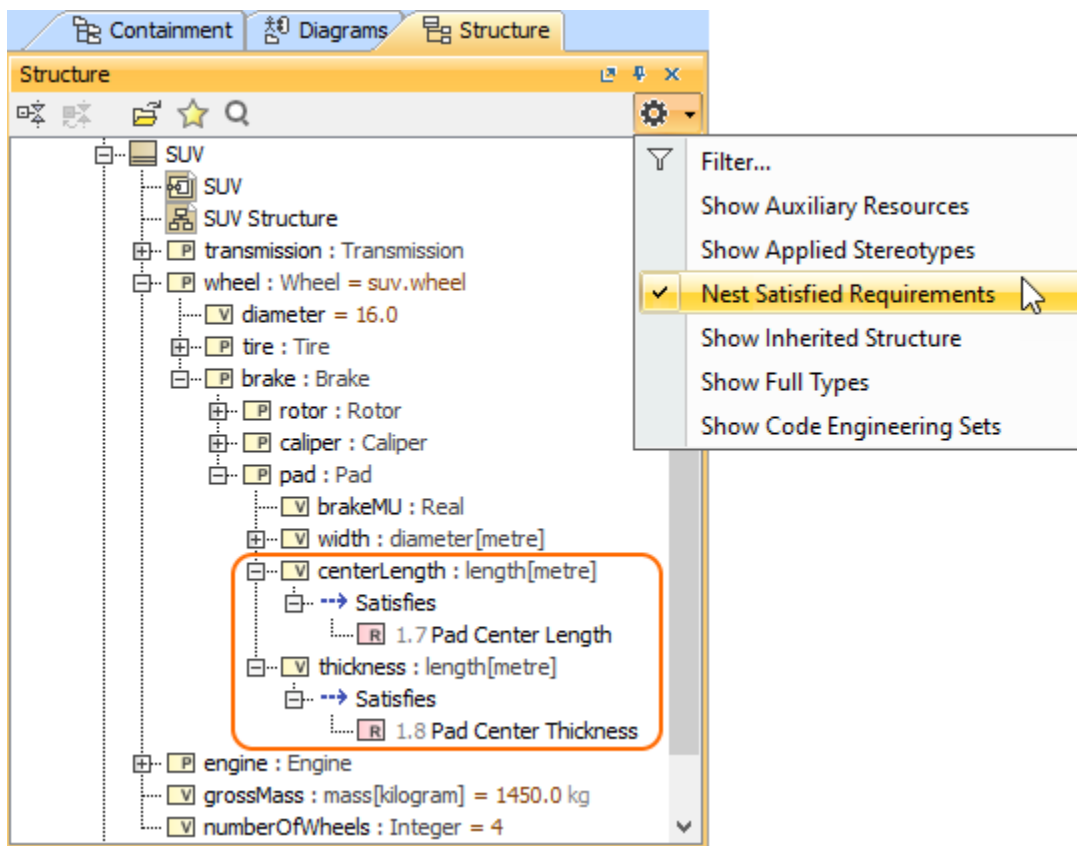
Nesting Satisfied Requirements option

The Structure Tab can also show requirements nested within elements that satisfy them.

 If the relationship is contextualized, its context is considered as well. [Learn more about contextual relationships >>](#)




To nest requirements under the satisfying elements

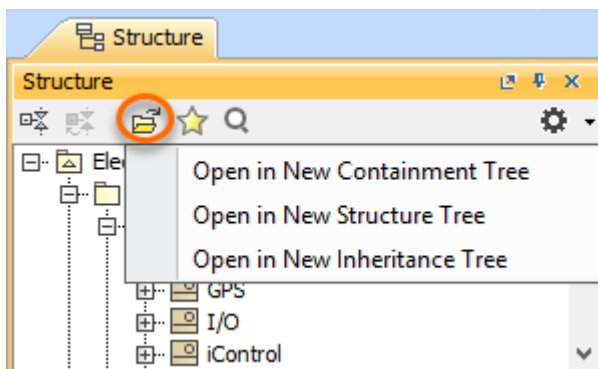
1. Click  on the right of the Structure Browser.
2. Select the **Nest Satisfied Requirements** option.






Structure tab toolbar

The Structure tab toolbar contains the following buttons:

| Button | Tooltip text | Description |
|---|-------------------------------|--|
|  | Collapse All | Collapses all of the currently expanded elements in the Containment tree. |
|  | Collapse Selected Recursively | Collapses only selected node and all subnodes in that node. |
|  | Open in New Tree | <p>Opens the contents of the selected element in a new tab of the Model Browser. The selected element becomes the root node of the new tree.</p> <p>You can choose to open elements in:</p> <ul style="list-style-type: none"> • New Containment Tree • New Structure Tree • New Inheritance Tree |



| | | |
|---|------------|--|
|  | Favorites | <p>Opens the Favorites menu for choosing to do one of the following:</p> <ul style="list-style-type: none"> • Add a selected element to favorites • Open the dialog for managing favorites • Navigate to a desired favorite in the Containment tree |
|  | Quick Find | <p>Opens the Quick Find dialog.</p> |
|  | Options | <p>Click to open the Options menu and then select:</p> <ul style="list-style-type: none"> • Filter - opens the Select Element Type dialog wherein you can select element types to be visible in the Containment tree. Learn more on the Filtering page. • Show Auxiliary Resources - shows or hides modules and profiles that are used in your project. • Show Applied Stereotypes - shows or hides the applied stereotypes next to the element name in the Containment tree. • Nest Satisfied Requirements - shows requirements nested within elements that satisfy them. • Show Inherited Structure - shows properties that are inherited from the generalization classifier. • Show Full Types - shows or hides the full types of typed elements (for example, operations, attributes, relationships, and other) in the Containment tree. • Show Code Engineering Sets - shows or hides the code engineering sets. |

On this page

- [The Structure tab in the Model Browser.](#)
- [Opening the Structure tab](#)
- [Displaying Inherited Structure option](#)
- [Nesting Satisfied Requirements option](#)
- [Structure tab toolbar](#)

Related pages

- [Model Browser](#)
 - [Using the Model Browser](#)
 - [Containment tab](#)
 - [Diagrams tab](#)
 - [Documentation tab](#)
 - [Inheritance tab](#)
 - [Lock View tab](#)
 - [Model Extensions tab](#)
 - [Properties tab](#)
 - [Search Results tab](#)
 - [Working with model elements in the Model Browser](#)
 - [Zoom tab](#)