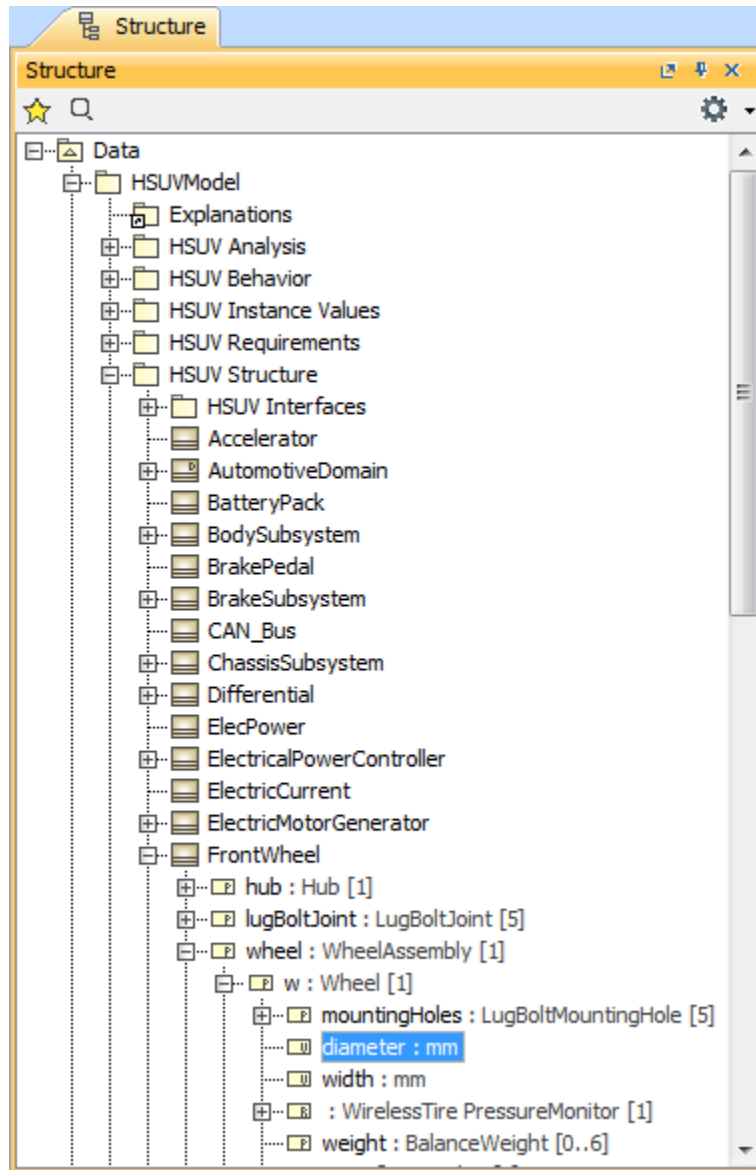


Structure tab

On this page

- [Opening the Structure tab](#)
- [Display as Plain List option](#)
- [Displaying Inherited Structure option](#)

The Structure browser allows you to browse for deep nested structures of the structure classifier in your model. For example see the image below, the node: **diameter : mm** represents the property: **diameter : mm** of the classifier: **Wheel** and also the property: **w : Wheel** is the property of the classifier: **WheelAssembly**.



The Structure tab in the Model Browser.

Opening the Structure tab

To open the Structure tab

1. From the main menu, select **Window >Structure**.

The property nodes, which are shown inside the property node (the parent property node), are the properties of the classifier that type the parent property node.


There are two display options in the Structure tab:

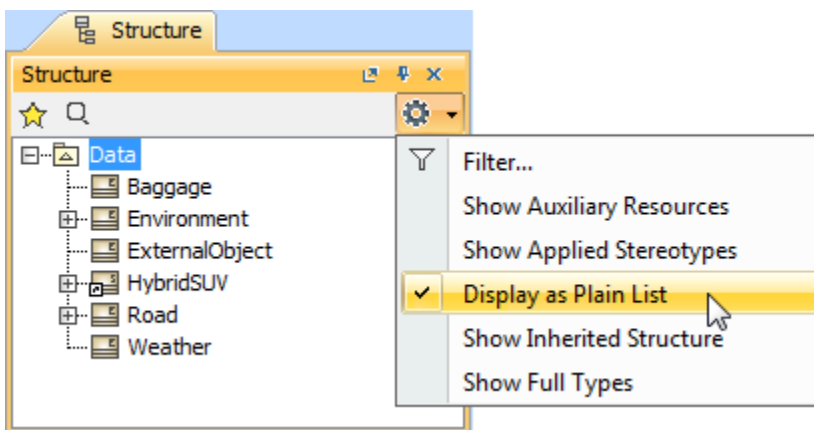
- [Display as Plain List](#)
- [Display Inherited Structure](#)

Display as Plain List option

The classifiers of structure in your model is normally displayed in a Package, Model, or Profile hierarchy. Use the **Display as Plain List** option to show all classifiers of the structure in the model in the same level without consideration of their owner. When you select the **Display in Plain List** option, the classifiers are sorted by their name.

To display elements in the Structure tree as plain list


1. Click  on the right of the Structure Browser.
2. Select the **Display as Plain List** option.

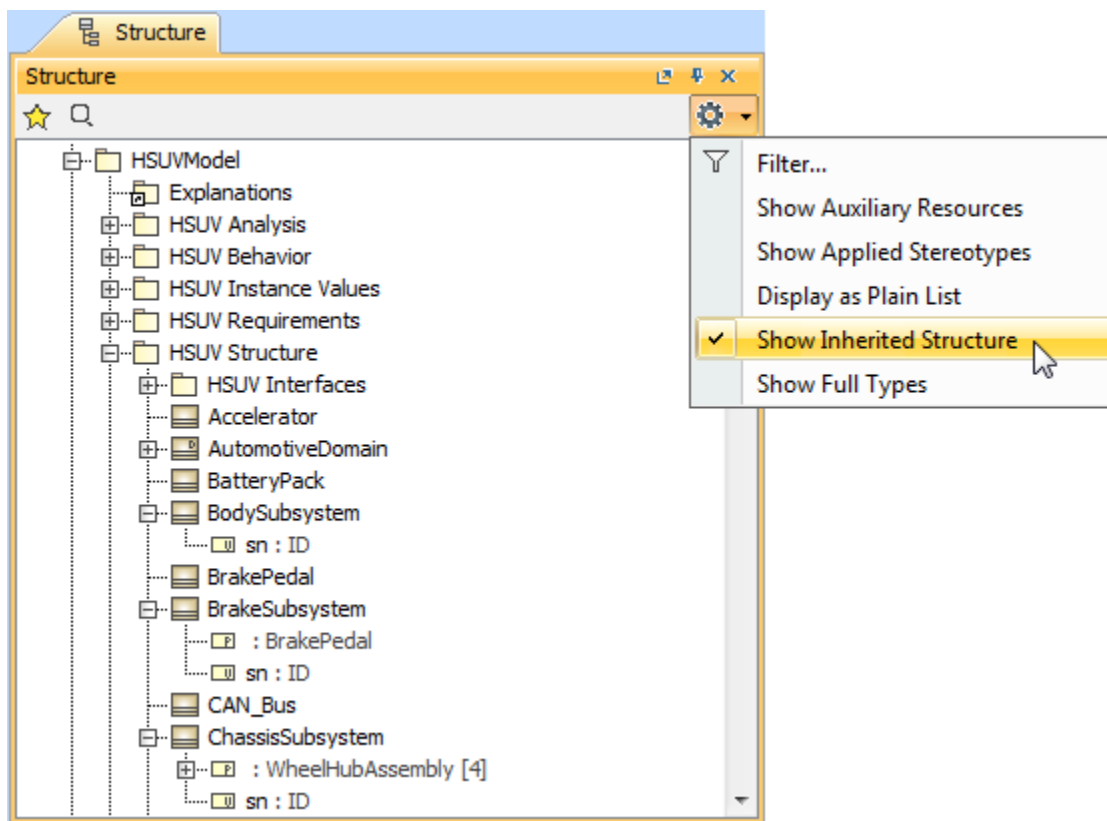


Displaying Inherited Structure option


The Structure tab can show the properties that are inherited from the generalization classifier.

To display inherited structures from the generalization classifier in the Structure tree

1. Click  on the right of the Structure Browser.
2. Select the **Show Inherited Structure** option.



Related pages

 Unknown macro: 'list-children'