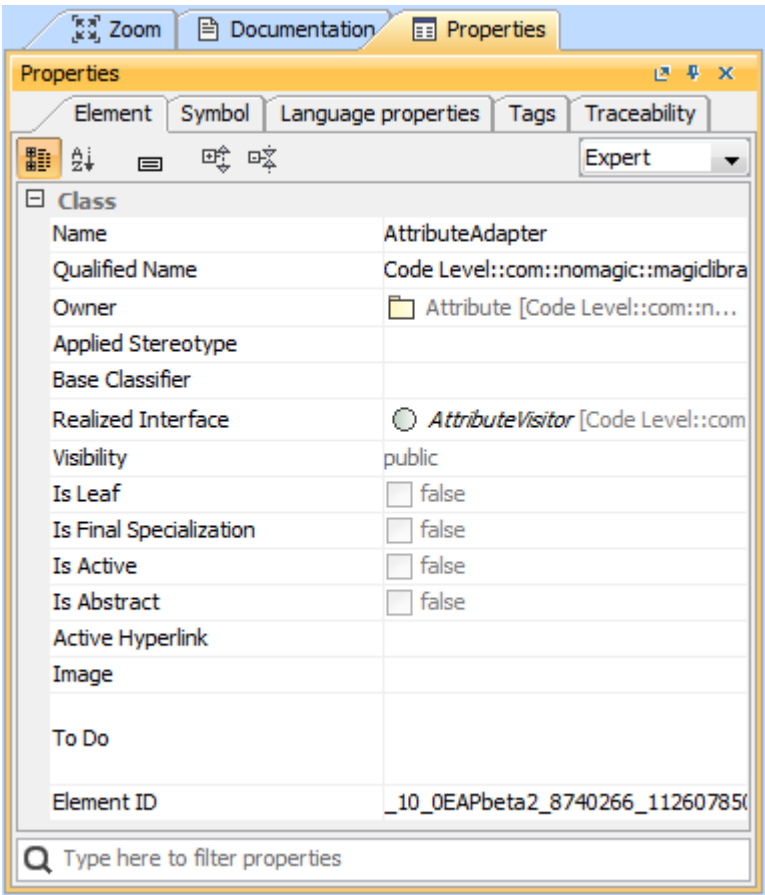


# Properties tab

The **Properties** tab at the bottom of the Model Browser allows you to quickly access basic information about a selected element or diagram.



An example of the Properties tab in the Quick properties panel

**Multiple selection**


- If multiple elements or symbols of different kinds are selected, only their common properties are displayed in the **Properties** tab.
- If more than 10 elements in the Containment tree or symbols on the diagram pane are selected, properties are displayed only by request. You

need to click the link **Show common properties for the selected items**.  
To open the **Properties** tab, do one of the following


- In the Model Browser, click the **Properties** tab.
- On the **Window** menu, click **Properties**.

The **Properties** tab includes the following tabs:

Tab name	Description
Element	Contains the main properties of the element's or diagram's specification.
Symbol	Contains the element symbol's properties. <div>This tab is available for symbols only.</div>
Tags	Contains the tagged values of the selected element.

<b>Language properties</b>	Contains the same data as the <b>Language Properties</b> property group in the element's <b>Specification</b> window. <div> This tab is available only for the elements used for code generation, that is, class, attribute, operation.</div>
<b>Traceability</b>	Contains the same data as the <b>Traceability</b> property group in the element's <b>Specification</b> window.

**Related pages**

 Unknown macro: 'list-children'