

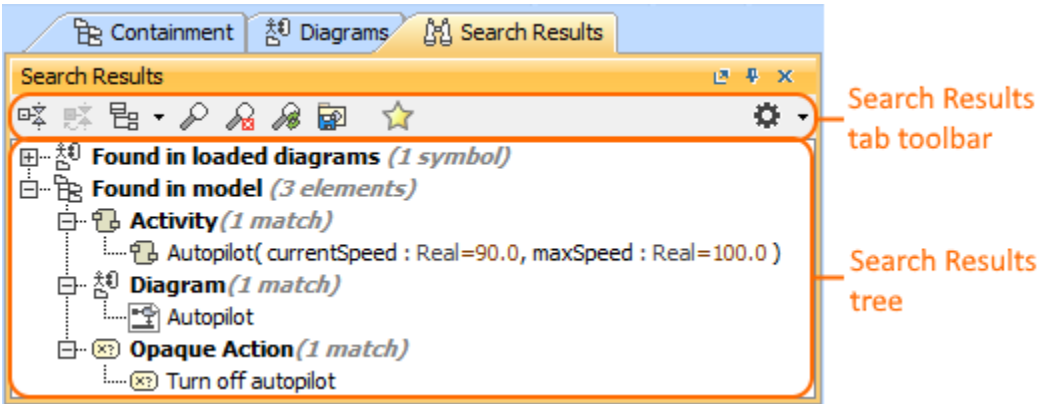
Search Results tab

On this page

- [Search Results tab toolbar](#)
- [Working with model elements in the Search Results tree](#)

The Search Results tab is used to display search results. This tab opens only after [performing the search](#) by pressing Ctrl+Shift+F, or by clicking **Edit > Find**.

The tab is not displayed when performing a [Quick Find](#).










The **Search Results** tab consists of two components:

- [Search Results tab toolbar](#)
- [Search Results tree](#)

Search Results tab toolbar

The Search Results tab toolbars contains the following buttons:

Button	Tool tip text	Description
	Find...	Opens the Find dialog.
	Clear Results	Clears the results of the previous search.
	Rerun Search	Reruns a search with the already specified search criteria. Search results are updated according to changes done in the model.
	Save Search Results	Saves as a smart package either the search options or the search results.
	Favorites	Opens the Favorites menu for choosing to do one of the following: <ul style="list-style-type: none">• Add a selected element to favorites• Open the dialog for managing favorites• Navigate to a desired favorite in the Containment tree
	Options	Click to open the Options menu and then select: <ul style="list-style-type: none">• Show Applied Stereotypes - shows or hides the applied stereotypes next to the element name in the Containment tree.• Show Full Types - shows or hides the full types of typed elements (for example, operations, attributes, relationships, and other) in the Containment tree.

 The same actions you may perform using the shortcut menu of the Search Results tree. For more information about commands available from the shortcut menu in the Model Browser, see [Working with model elements in the Model Browser](#).

Working with model elements in the Search Results tree

The search results in the **Search Results** tree are displayed in the following two packages:

- **Found in loaded diagrams** – symbols that have been found in the diagram(s) are displayed in this package.
- **Found in model** – elements that have been found in the model data are displayed in this package.

Related pages



Unknown macro: 'list-children'