








# SysML Allocation Matrix


The SysML Allocation matrix enables you to analyze, create, and modify Allocate relationships. Rows in the matrix represent an element that can be the client element of the Allocate relationship. Columns in the matrix represent elements that can be the supplier elements of the Allocate relationship. You can set your own element types that you want to allocate in the criteria area or you can create a matrix with predefined element types in the criteria area by selecting one of the [SysML Allocation Matrix mode](#). The example below is created by using the [distiller model.mdzip](#) sample model that comes only with SysML Plugin.

Legend		Revised Distiller Structure				
	Allocate					
	Allocate (Implied)					
5. Refined						
Boil Water						
Condense Steam						
Distill Water						
Divert Feed		2				
Drain Residue						
Heat Water						
Meter Flow		2				
Separate Flow						

SysML Allocation Matrix.

 **How to work with SysML Allocation matrices**

The SysML Allocation matrices are based on [Dependency Matrix](#). Thus, all its procedures are allowable for SysML Allocation matrices:

 Unknown macro: 'list-children'