

Go To Subsetted property

It is often useful to go to a subsetted property to see its original definition. There are two ways in which this can be done. The first is to go to the subsetted property in the Containment tree. The second is to go to the subsetted property on a diagram.

To focus on a subsetting property in the Containment tree

1. Right-click on the subsetting property, its multiplicity, or its {subsets}.

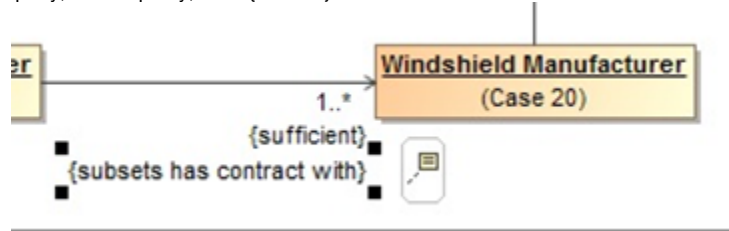


Figure 1: A subsetting property in the Concept Modeler.

2. Select **Go To > Subsetted property in containment tree**.

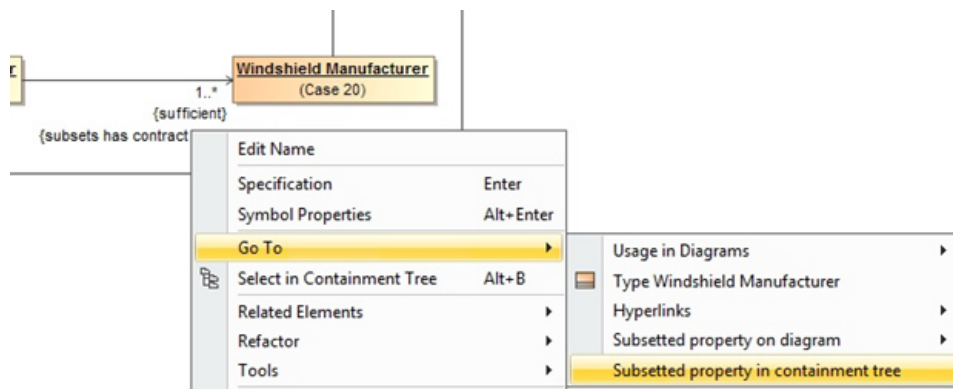


Figure 2: The Subsetted property in the Containment tree.

The focus will jump to the subsetted property in the Containment tree.

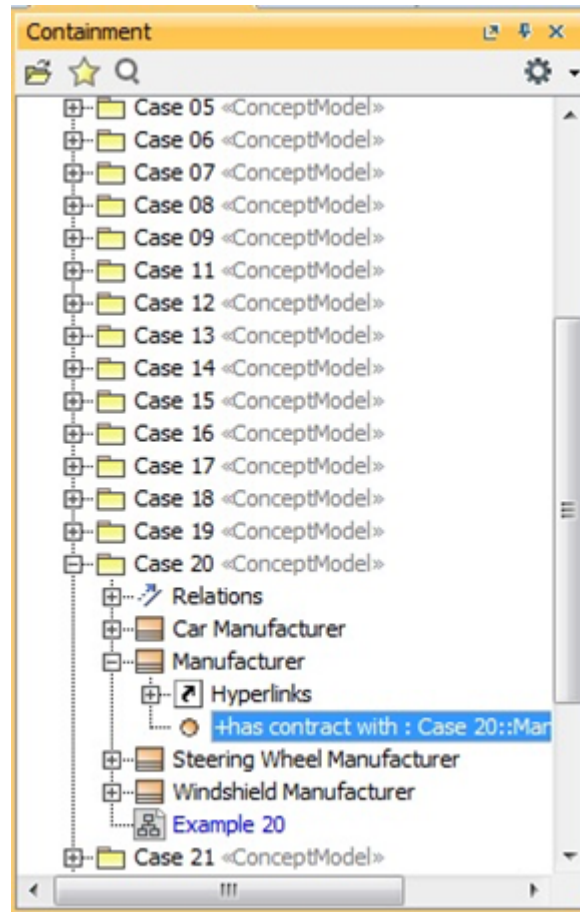


Figure 3: The Concept Modeler highlights the subsetting property in the Containment tree.

To focus on a subsetting property on a diagram

1. Right-click on the subsetting property, its multiplicity, or its {subsets}.

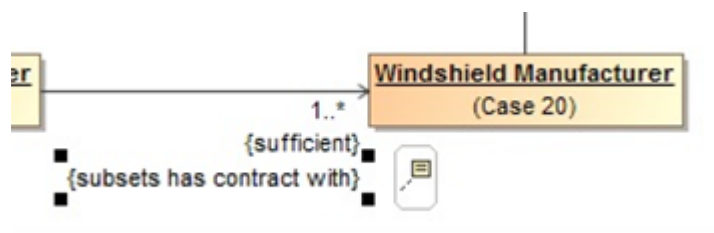


Figure 4: A subsetting property in the Concept Modeler.

2. Select **Go To > Subsetting property on diagram** and select a diagram.

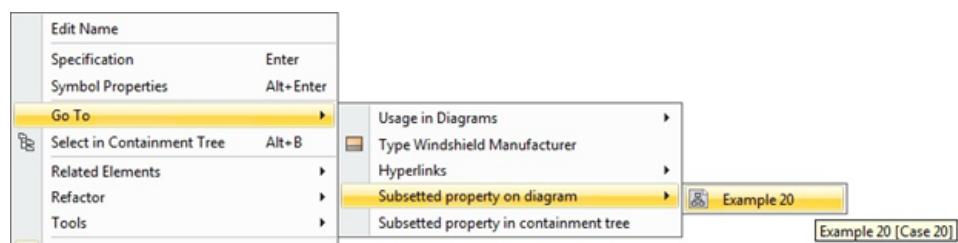


Figure 5: The Subsetting property on diagram shortcut menu.

The focus will jump to the subsetted property on the selected diagram.

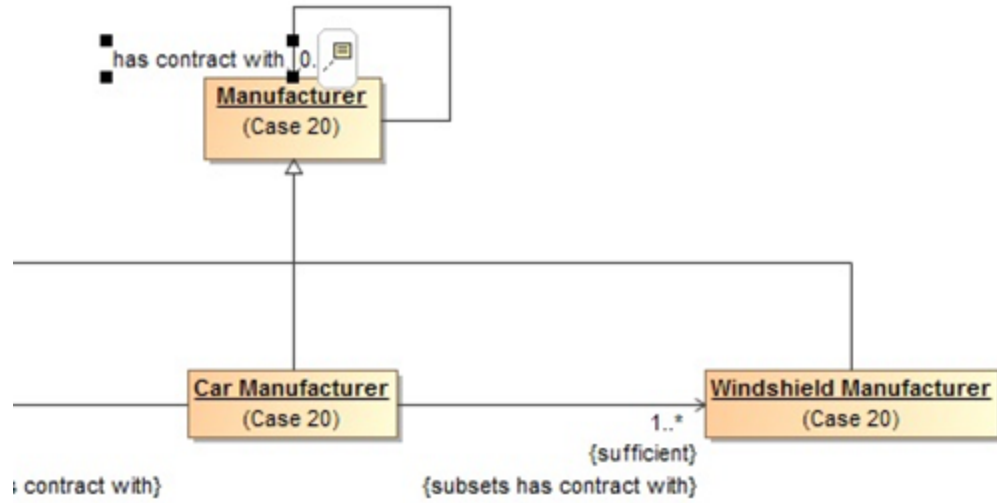



Figure 6: The Concept Modeler highlights the subsetted property on the selected diagram.

Related Pages:

 Unknown macro: 'list-children'