



# Replying to comments

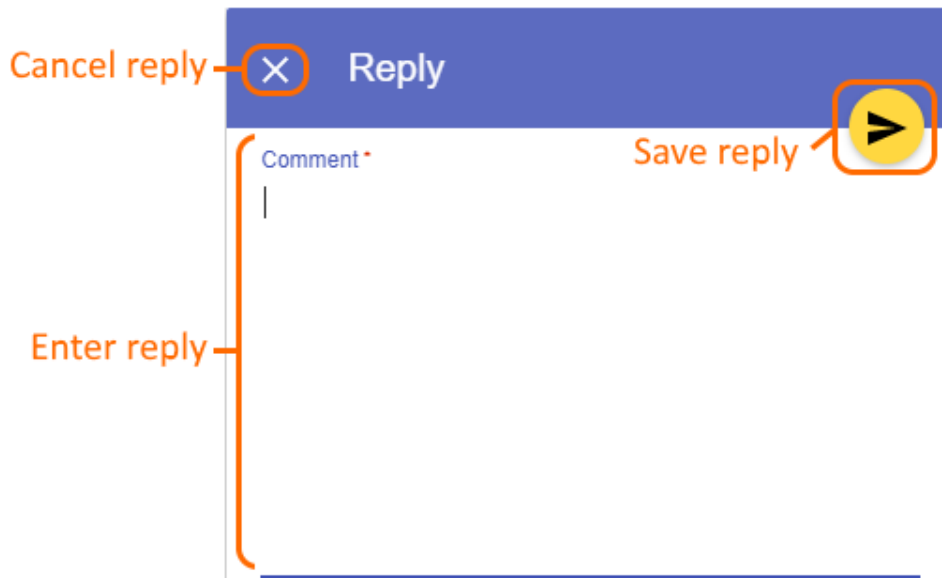
## On this page


- [Discarding comment replies](#)

You can react to reviewer's feedback by replying to his/her comments.

## To reply to a comment

1. In the [comments pane](#), find the comment you want to reply to.
2. Click  on the right side of the comment to show available actions.
3. Click  on the bottom of the comment. The **Reply** pane (displayed below) opens.




4. Enter your reply in the appropriate box (highlighted above).
5. Click  on the top right corner of the pane to save the comment.

## Discarding comment replies

If you started writing a reply to a comment but do not want to save it, you can discard the reply.

## To discard a comment reply

- Click  on the top left corner of the **Reply** pane.

## Related pages

- [Working with comments](#)
  - [Creating and editing textual comments](#)
  - [Creating and editing graphical comments](#)
  - [Resolving comments](#)
  - [Deleting comments](#)