

# Viewing and editing resource details

On this page

- [Viewing resource details](#)
- [Editing resource details](#)


## Viewing resource details

The way you view resource details depends on the type of a user account you are signed in with.

To view resource details as an Administrator user

1. [Open the Resources app](#) and go to the category where the relevant resource is located.
2. Click the resource, the details of which you want to view.

To view resource details as a non-Administrator user

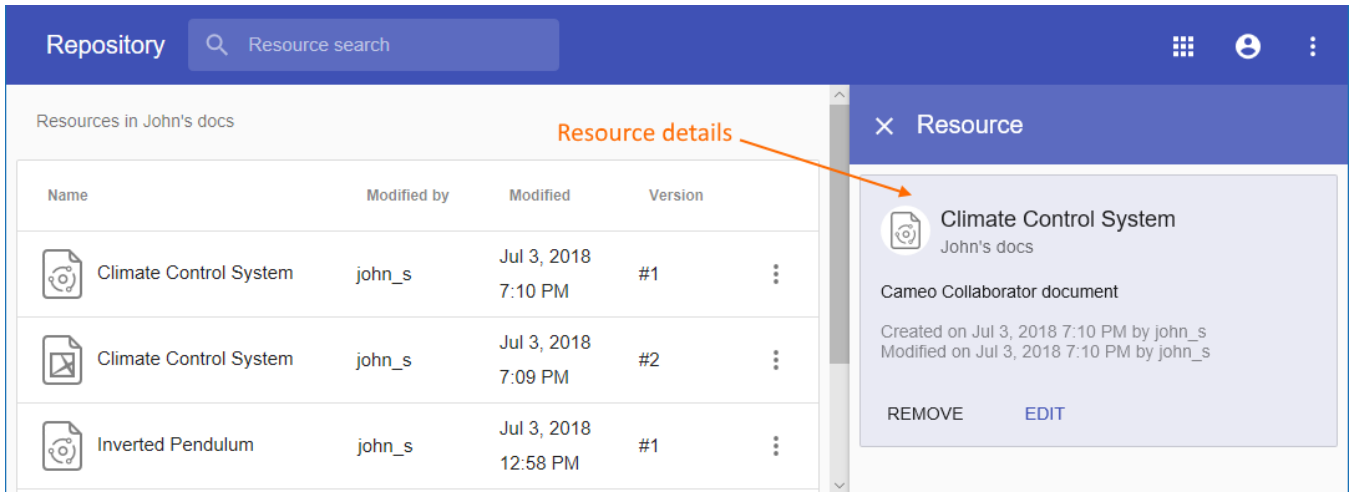
1. [Open the Resources app](#) and go to the category where the relevant resource is located.
2. Click  next to the resource, the details of which you want to view.
3. From the menu, select **View resource details**.

Resource details, such as category, creation date, and last modification date, are shown on the **Resource** pane on the right side of the screen.






### Editing/removing resources

When you are viewing resource details in the **Resource** pane, you can select to edit the details or remove the resource. To edit resource details, click **Edit** on the bottom of the pane. To remove the resource ~ click **Remove**.



The screenshot shows the 'Repository' interface. At the top, there is a 'Resource search' bar. Below it, a table titled 'Resources in John's docs' lists three resources. The first two are 'Climate Control System' (versions #1 and #2) and the third is 'Inverted Pendulum'. Each row shows the modified date and time, and the user 'john\_s'. To the right of the table is a 'Resource details' pane. An orange arrow points from the 'Resource details' label to the details pane. The details pane shows the selected resource 'Climate Control System' with its icon, category 'John's docs', and description 'Cameo Collaborator document'. It also shows the creation and modification dates and times, and the user 'john\_s'. At the bottom of the details pane are two buttons: 'REMOVE' and 'EDIT'.

Name	Modified by	Modified	Version
 Climate Control System	john_s	Jul 3, 2018 7:10 PM	#1
 Climate Control System	john_s	Jul 3, 2018 7:09 PM	#2
 Inverted Pendulum	john_s	Jul 3, 2018 12:58 PM	#1

**Resource details**

**Climate Control System**  
John's docs

Cameo Collaborator document

Created on Jul 3, 2018 7:10 PM by john\_s  
Modified on Jul 3, 2018 7:10 PM by john\_s


REMOVE EDIT


Resource details displayed on the Resource panel of the repository.

## Editing resource details

You can edit a resource name and description or move the resource to another category as described below.

To edit resource details

1. [Open the Resources app](#) and go to the category where the relevant resource is located.
2. Click  next to the resource, the details of which you want to edit.

3. On the **Edit resource details** pane, do one or several of the following actions:
  - Change resource name in the **Resource name** field.
  - Change resource category in the **Category** field to move the resource to another category.
  - Change or add resource description in the **Description** field.
4. Click  on top right corner of the **Edit resource details** pane.

When you get a confirmation message, it means the resource details are successfully updated.