

MODAF. OV-3 Operational Information Exchange Matrix

Description

Information exchanges express the relationship across the three basic architecture data elements of an OV (operational activities, operational nodes, and information flow) with a focus on the specific aspects of the information flow and the information content.

The Information Exchanges of the OV-3 should remain at a high level of aggregation to represent actual information workflow products that are used at the operational nodes shown in the OV-2 (and not their subordinate operational nodes).

Implementation










































OV-3 can be represented using:

- OV-3 table.
- OV-3 role-based table.

 Role-based table represents exchanges between Node Roles (node usages).

- OV-3 spreadsheet report.

Sample

#	Operational Exchange Item	Sending Node	Receiving Node	Producing Operational Activity	Consuming Operational Activity
1	 Request	 Tactical C2 Node	 SAR Asset Controller		
2	 Control Order	 Tactical C2 Node	 Rescue Node		
3	 Control Order	 Tactical C2 Node	 Search Node		
4	 Warning Order	 Search Node	 Place Of Safety	 Send Warning Order	 Process Warning Order
5	 Medical Condition	 Search Node	 Rescue Node	 Monitor Health	 Provide Medical Assistance
6	 Task	 SAR Asset Controller	 Search Node		
7	 Task	 SAR Asset Controller	 Rescue Node		
8	 Distress Signal	 Person In Distress	 Search Node	 Send Distress Signal	 Receive Distress Signal
9	 Distress Signal	 Person In Distress	 Rescue Node	 Send Distress Signal	 Receive Distress Signal
10	 Distress Signal	 Person In Distress	 Monitoring Node		
11	 Track Info	 Monitoring Node	 Tactical C2 Node		

OV-3 Operational Information Exchange Matrix

Related views

An OV-3 is initially constructed from the information contained in the Operational Node Connectivity Description (OV-2).

Related elements

- [Operational Performer](#)
- [Operational Exchange](#)
- [Information Element](#)
- [Natural Resource](#)
- [Resource Artifact](#)
- [Post](#)
- [Software](#)
- [Capability Configuration](#)
- [Organization](#)
- [Operational Activity](#)

Related procedures

- [Working with OV-3 table](#)