

# Features and layout

The Web Publisher 2.0 report consists of three panels:

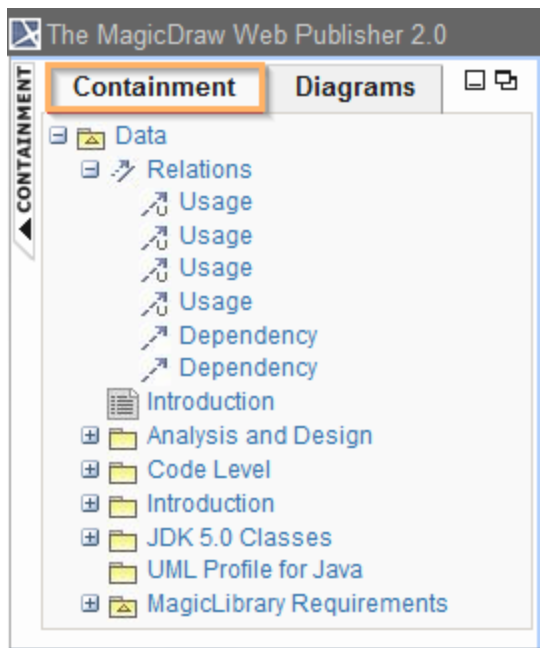
1. Containment panel-This panel contains two tabs: **Containment** and **Diagrams**. The **Containment** tab shows data of a project in a tree structure, and the **Diagrams** tab shows all diagrams in a project.
2. Content panel-This panel shows an element's content.
3. Search panel-This panel contains a **Quick Search** box. You can search for an element in a project by either typing in a specific keyword or by using a regular expression as a keyword.

## What's next

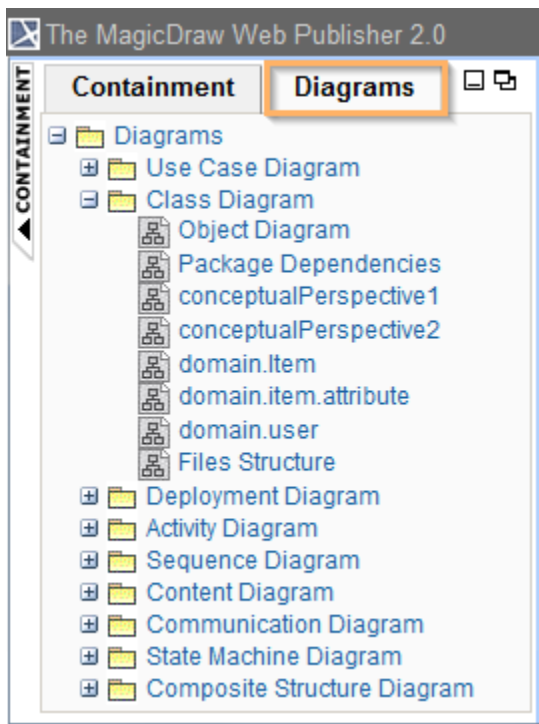
[Working with Web Publisher 2.0](#)



Web Publisher 2.0



Containment tab.

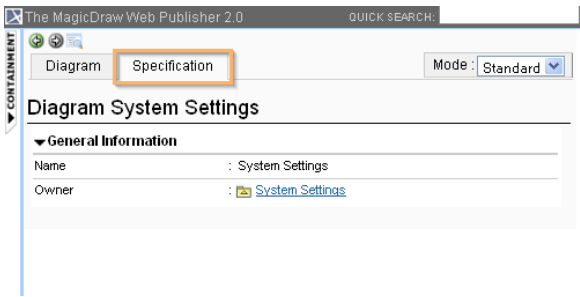
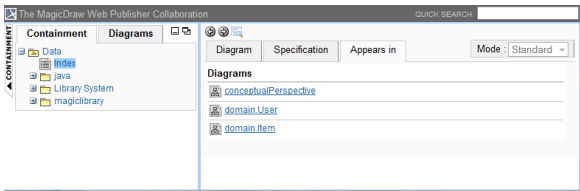


Diagrams tab

The Content panel of Web Publisher contains three tabs: Diagram, Specification, and Appears in. You can click any element in the Containment tree of Web Publisher to open three tabs.

- The **Diagram** tab shows diagram images.
- The **Specification** tab shows elements specification.
- The **Appears in** tab shows you all diagrams in which a particular element is present. You need to select the element in the Containment tree to open the **Appears in** tab.

Tab name	UI component
Diagram	

Specification	
Appears in	

## What's next

[Working with Web Publisher 2.0](#)