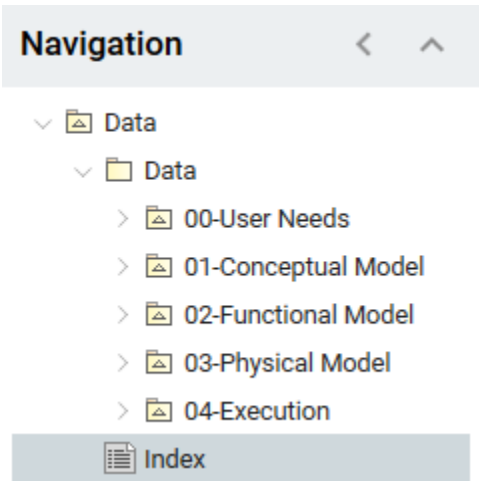



Navigation pane

The **Navigation** pane displays the structure of the entire model or selected view of the published project. It resides on the left side of the published project portal.

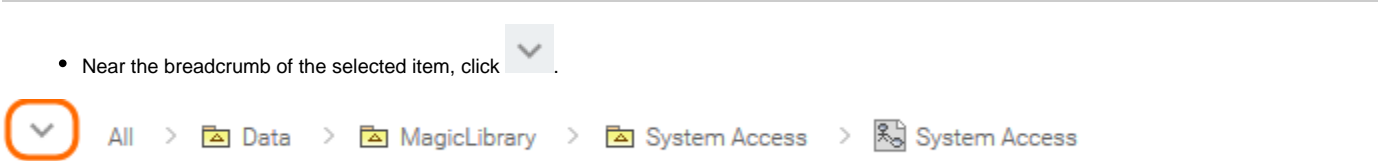


If the contents of this pane is hidden, click  on the title bar of the **Navigation** pane.

To switch the **Navigation** pane to the Breadcrumbs view



To switch the **Navigation** pane to the Tree view



Related pages

- [Components of the published project portal](#)
 - [Navigation menu](#)
 - [Search](#)
 - [Content pane](#)
 - [Comments pane](#)
 - [Views and modes of a published project](#)