
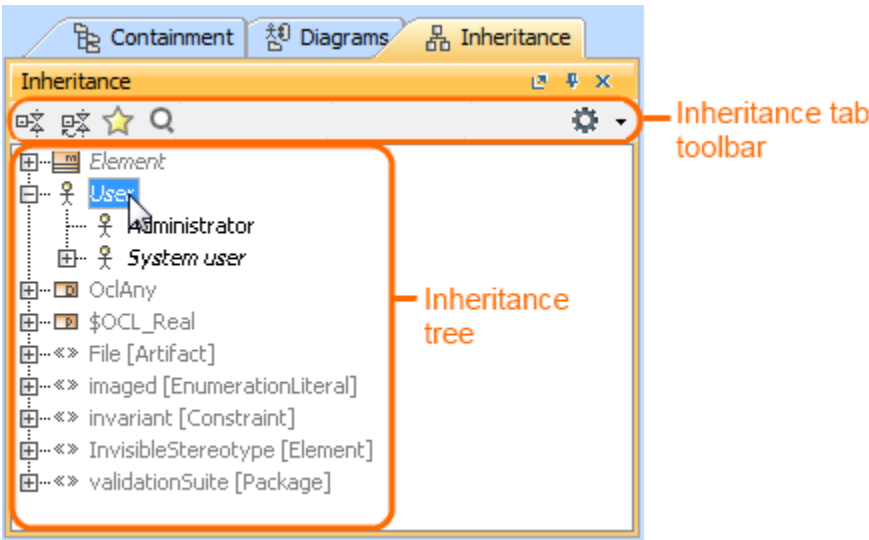


Inheritance tab


The Inheritance tab represents classifiers, packages, data types, and stereotypes hierarchy within your project. Inheritance according to the UML Specification is shown using the generalization relationship.

 model element has no generalization relationship, it will not be represented in the Inheritance tab.



To open the Inheritance tab, do one of the following

- At the top of the Model Browser, click the **Inheritance** tab.
- If the **Inheritance** tab is hidden, from the **Window** menu, select **Inheritance**.



 You can change some Inheritance tab properties in the **Environment Options** dialog the **Browser** options group.


The Inheritance tab consists of the following two components:

- Inheritance tab toolbar
- Inheritance tree

Inheritance tab toolbar

The Inheritance tab toolbar contains the following buttons

| Button | Tooltip text | Description |
|---|--------------|---|
|  | Favorites | Opens the Favorites menu for choosing to do one of the following: <ul style="list-style-type: none">• Add a selected element to favorites• Open the dialog for managing favorites• Navigate to a desired favorite in the Containment tree |
|  | Quick Find | Opens the Quick Find dialog. |

| | | |
|---|---------|--|
|  ▼ | Options | <p>Click to open the Options menu and then select:</p> <ul style="list-style-type: none"> • Show Applied Stereotypes - shows or hides the applied stereotypes next to the element name in the Containment tree. • Show Only Hierarchies - at the top of the hierarchy shows the parent element. • Invert Tree - Inverts the tree hierarchy - shows the child element at the top of the hierarchy |
|---|---------|--|

The same actions you may perform using the shortcut menu of the Inheritance tree.

Working with model elements in the Inheritance tree

You can work with elements in the Inheritance tree using the commands available from the selected element's shortcut menu. The shortcut menu contains the following commands:

| Command | Function |
|-----------------------------------|--|
| New Specific Classifier | Creates a new element that is connected with the current element with the generalization relationship. |
| Select in Containment Tree | Opens the Containment tab and selects the current element in the Containment tree. |

Related pages

- [Model Browser](#)