

Pool and Lane

Description

A Pool represents a participant in a collaboration. The participant can be a specific partner entity, for example, a company, or it can be a more general partner role, such as a buyer, seller, or manufacturer. Graphically, a Pool is a container to partition a process from the other pools.

A Pool can contain a process, or it can be a black box.

A Pool with suppressed content will display a multi-instance marker if the participant referenced by the pool has a minimum multiplicity value of two or more.


A Lane is a sub-partition within a pool. Lanes are used to organize and categorize activities within a pool according to function or role. They are as follows:

- internal roles, for example, Manager and Associate
- systems, for example, an enterprise application
- internal departments, for example, shipping or finance

In addition, Lanes can be nested in a pool. For example, there could be an outer set of Lanes for company departments and an inner set of Lanes for the roles within each department.

Notation


- Pool that contains a process or black box



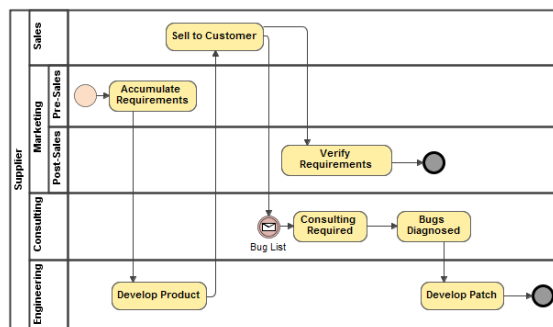
- Pool with suppressed content



- A Pool with Suppressed Contents Referencing a Multi-instance Participant



Example



Pool with nested Lanes

Related elements

- [Resource](#)
- [Organization Unit](#)
- [Role](#)
- [Person](#)
- [Message Flow](#)

Related diagrams

- [BPMN Collaboration Diagram](#)
- [BPMN Process Diagram](#)

Related procedure

- [Creating and Using Pool and Lanes](#)