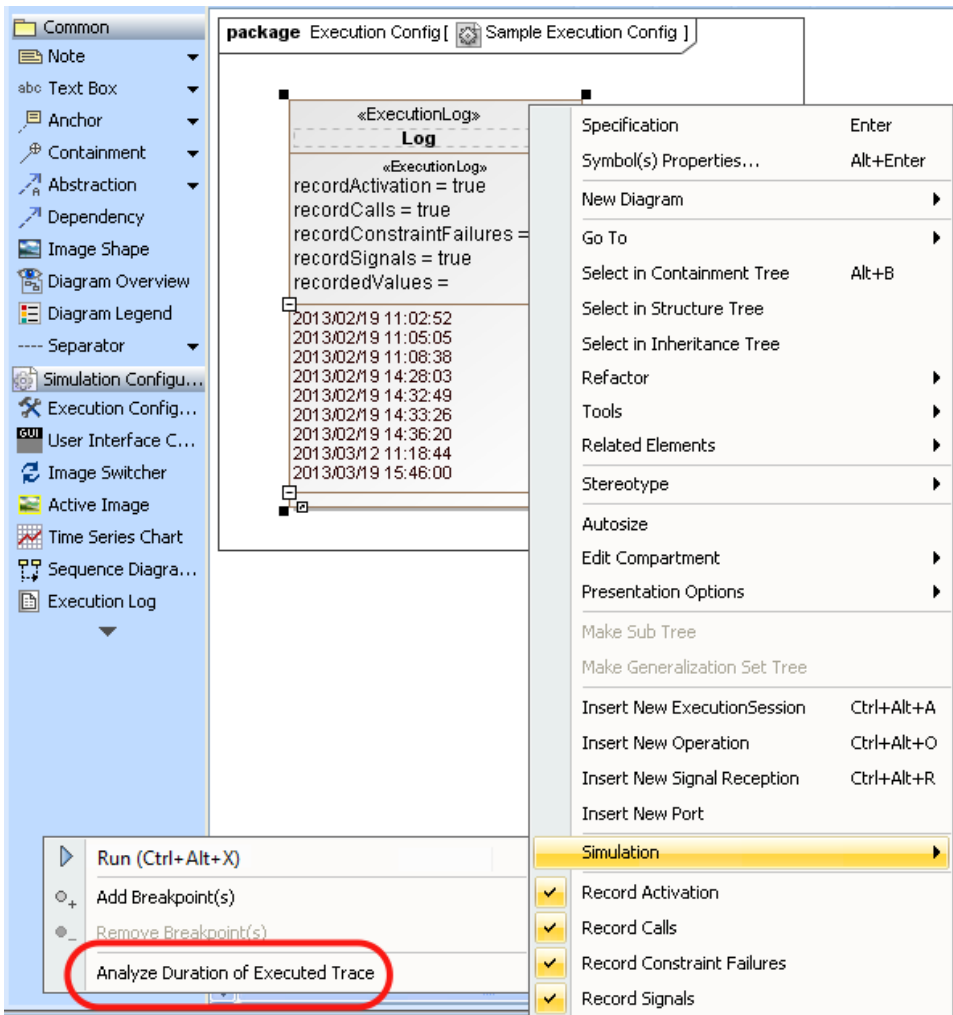


# Duration analysis on executed traces

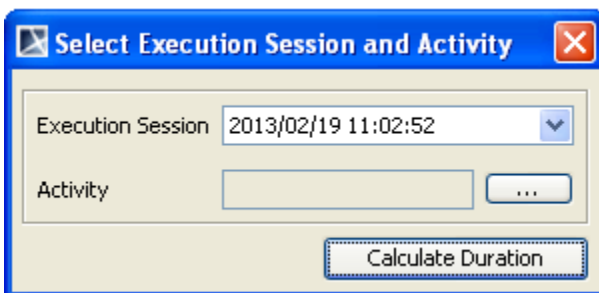
You can also perform an analysis of Activity duration after an Activity has been simulated. Prior to the analysis, be sure that the simulation log has been configured and the value of a Record Activation tag is **true** (see [Simulation log](#) for more information about the simulation log).

To see the duration of a visited element

1. Right-click the simulation log and select **Simulation > Analyze Duration of Executed Trace**. The **Select Execution Session and Activity** dialog will open (see the second figure below).

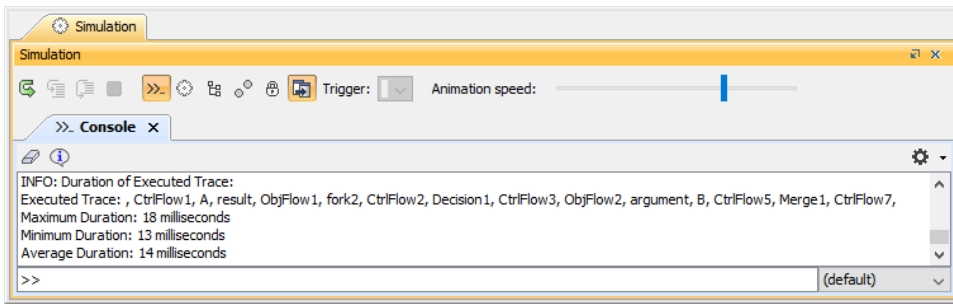


Analyze Duration of Executed Trace Menu on the Simulation Log Context Menu.



Select Execution Session and Activity dialog.

2. Select a session and an Activity and click the **Calculate Duration** button. The result will appear in the Simulation **Console** pane.



Duration of executed trace in the Simulation Console pane.

#### Related pages

- [Duration analysis](#)
- [Duration analysis on visited elements](#)