

# Operational Information

## Description

The Operational Information (Op-If) view addresses the information perspective on operational architecture. It allows analysis of an architecture's information and data definition aspect, without consideration of implementation specific issues.

The Conceptual Data Model diagram defines the high-level information elements used in the operational scenarios.

It is used for documenting the business information requirements and structural business process rules of the architecture. It describes the information that is associated with the information of the architecture. Included are information items, their attributes or characteristics, and their inter-relationships.

## Cameo Data Modeler plugin integration

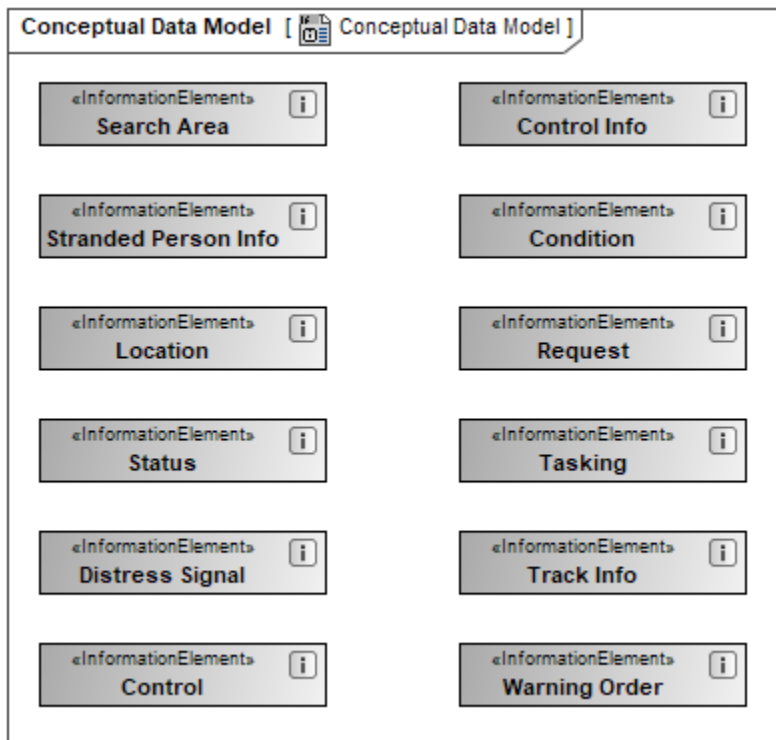
You can use the Entity Relationship diagram for conceptual data modeling in the Conceptual Data Model diagram. It allows for using the information engineering notation within this view.

## Implementation

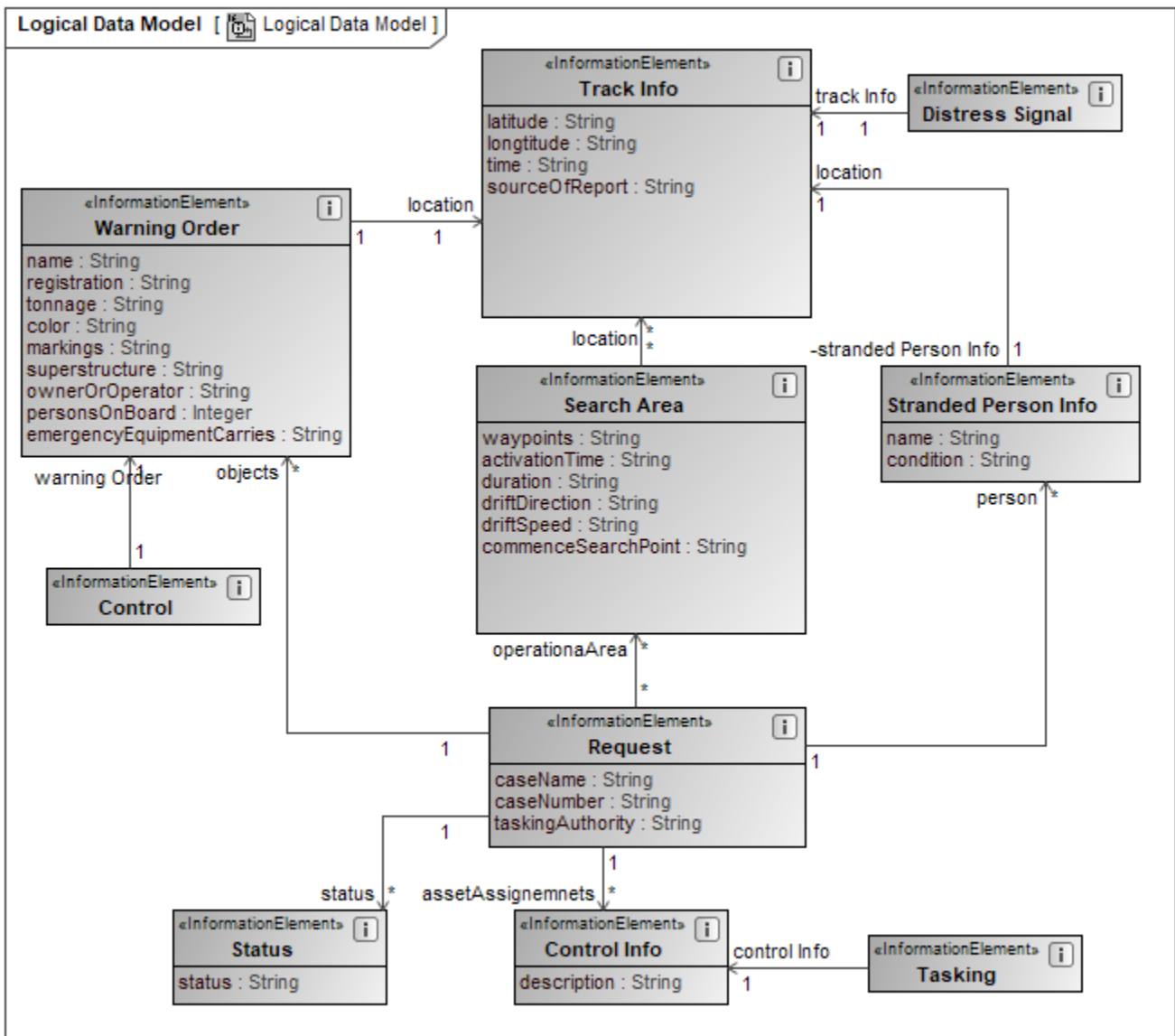
The Operational Information (Op-If) view is represented by:

- [Conceptual Data Model diagram](#). It is used to document the business information requirements and structural business process rules of the architecture. It describes the information that is associated with the information of the architecture. Included are information items, their attributes or characteristics, and their inter-relationships.  
The intended usage of the Conceptual Data Model diagram includes:
  - Information requirements.
  - Information hierarchy.
- [Entity Relationship Diagram](#). It supports the information engineering notation.

## Sample



An example of the Conceptual Data Model diagram




An example of the Logical Data Model diagram

#### Related elements

- [Information Element](#)
- [Data Element](#)
- [Data Model](#)
- [Implements](#)

#### Related procedures

 Unknown macro: 'list-children'

- [Creating Entity Relationship Diagram](#)