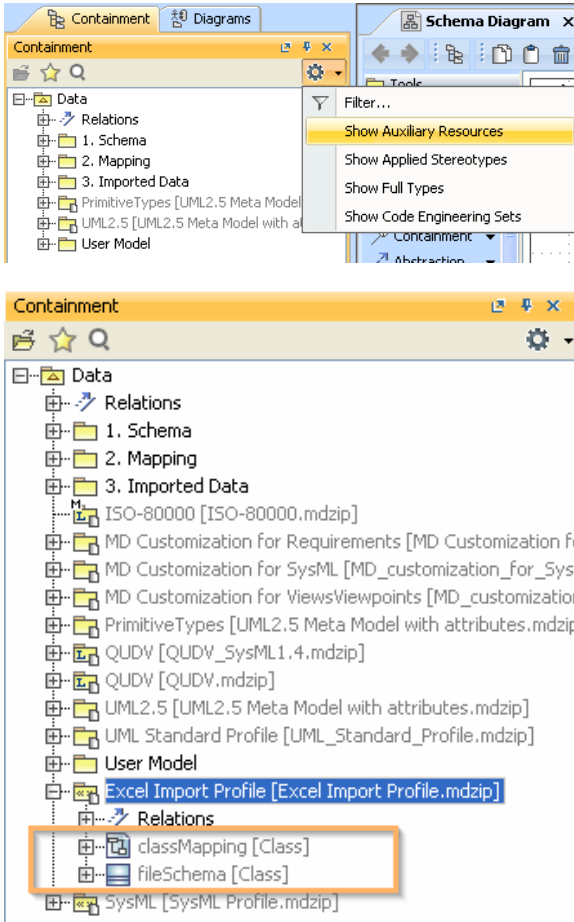


The Excel Import plugin profile



The Excel Import has two stereotypes that will be used to apply to a schema class and a class mapping. The two stereotypes are as follows:

- (i) fileSchema
- (ii) classMapping

The stereotypes are located in the Excel Import Profile, see second figure below. You can see these stereotypes in the Containment tree in MagicDraw by clicking the **Show Auxiliary Resources** icon and expand **Excel Import Profile**, see first figure below.



The following table describes the details of the stereotypes of Excel Import.

Icon	Stereotype Name	Function	Extension	TagDefinition
	fileSchemaRecords	Records a filename of an Excel or CSV file whose data have been imported as schema classes.	Class	fileName: String: records a filename of an imported schema class from an Excel or CSV file.
	classMappingSpecifies	Specifies a class mapping associated with a schema class and a target class.	Class	-