





# Using the app bar

The app bar is located on the top of the Resources application portal. You can perform the following actions from the app bar:

App bar icon	Icon description
	Click and type a search phrase in the resource search box to find categories or resources by their name.
	Click and select a plugin to open it (e.g., Users application).
	Click and select <b>Sign out</b> to sign out of the current user account.
	Click and select one of the following: <ul style="list-style-type: none"><li>• <b>Help</b> - to open the Resources web application documentation</li><li>• <b>About</b> - to view the Resources web application information, such as the version number and copyright information.</li></ul>