

# Sign into TWCloud Admin

## On this page

- [Sign in using TWCloud Admin](#)
- [Sign in using authentication server](#)
- [Sign out](#)

## Sign in using TWCloud Admin

After [applying the TWCloud license](#) and starting Teamwork Cloud (TWCloud), you can log into Teamwork Cloud Admin (TWCloud Admin).

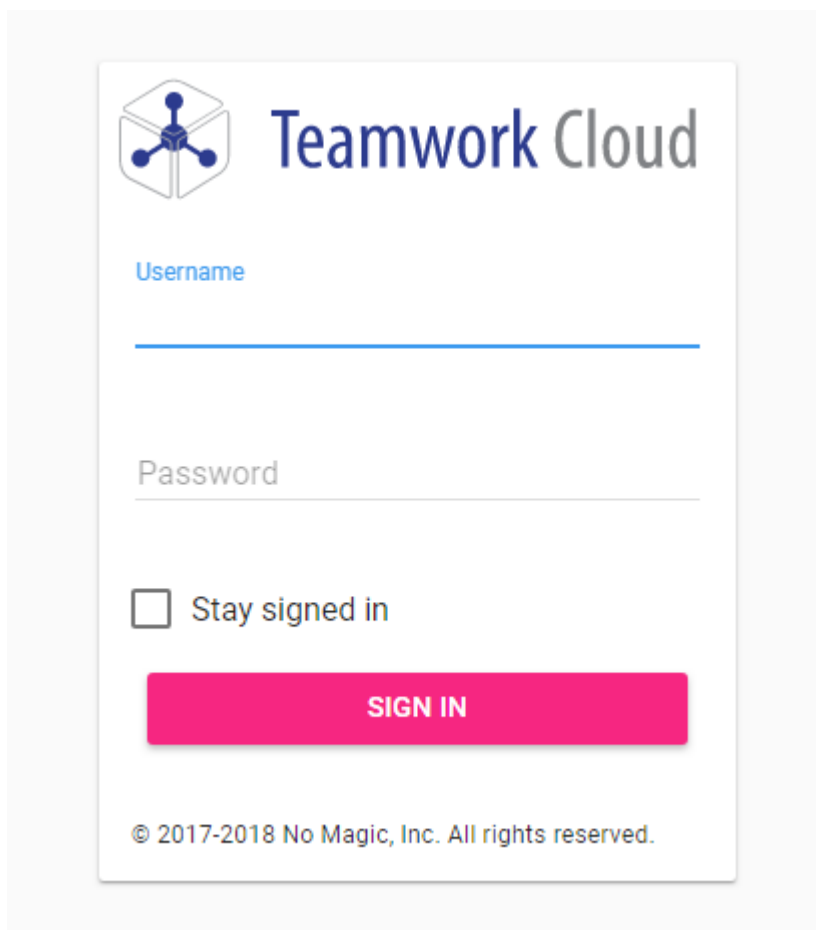
To sign in to TWCloud Admin

1. In an internet browser, go to `http(s)://<machine ip>:<port>/webapp`. For example, if the machine ip is **10.1.1.123** and the default port is used, the URL will be <https://10.1.1.123:8443/webapp>.

 **Info**  
The default port is **8443**.

2. When the authentication page opens, enter your user name and password to sign in.

 **Info**  
The default credentials are **Administrator/Administrator**.




The screenshot shows the Teamwork Cloud login interface. At the top left is the Teamwork Cloud logo, which consists of a blue cube with three lines extending from it. To the right of the logo is the text "Teamwork Cloud" in a large, blue, sans-serif font. Below the logo and text are two input fields: "Username" and "Password". The "Username" field has a blue underline, and the "Password" field has a grey underline. Below these fields is a checkbox labeled "Stay signed in". At the bottom of the form is a large, pink, rectangular button with the text "SIGN IN" in white, uppercase letters. At the very bottom of the page, there is a small, grey, sans-serif font text: "© 2017-2018 No Magic, Inc. All rights reserved."

## Sign in using authentication server

TWCloud uses an [authentication server](#) to allow users from a remote machine to sign into TWCloud. These users are normally connecting from an LDAP server or SAML. The [Server Settings](#) page provides an option for you to select whether to convert them into external users once they are signed in.

- Every time an external user logs into TWCloud Admin, the TWCloud system will send the username and password to the connected LDAP servers for authentication. If they match the user account on any of the LDAP servers, TWCloud Admin will allow the user access to the system.

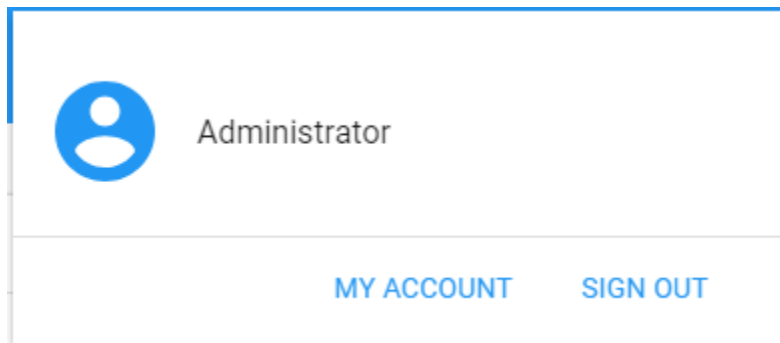
Once you are logged in, you will be redirected to landing page depending on your role/ permissions. To navigate in TWCloud Admin environment use the [app bar](#). Depending on their roles and permissions, some users may not be able to access some specific content in the TWCloud system or view the detail.

 The first page that opens after successful login varies according to the user's role.

## Sign out

To log out of TWCloud Admin

- In the top right corner click  button and select **Sign out** to sign out of the current user account.



### Related pages

- [My account](#)
- [Applying a TWCloud license](#)
- [Authentication server](#)