

# Applying a TWCloud license

Upon a successful installation, only the administrator account is available and required for you to apply a Teamwork Cloud (TWCloud) license for the first time. The license selection page will also open if your license expires.

The license selection page prompts you to specify the address of the [FlexNet license server installation](#) where you store your license(s). If you do not specify any port, **1101** will be the default port. If you enter a wrong address, an error message will open for you to report the problem.






## Note

- You can only apply a TWCloud license once per session.

• An administrator account is required only for first time license application. In subsequent license updates, any user who has been assigned a Server administrator role can apply the TWCloud license through TWCloud Admin.

• TWCloud will automatically apply the selected license whenever it starts. If the license does not exist in the license server anymore, the server will go into limited mode, allowing only one user to log in. The user is either **Administrator** or one with the **Server Administrator** role.

Resources      
• To open TWCloud Admin on your web browser, use the following format: `https://<machine ip>:<port>/webapp`. For example, if the machine ip is 10.1.1.123 and the default port 8443 is used, the URL will be `https://10.1.1.123:8443/webapp`.

- When a license is added the Web Application Platform together with TWCloud Admin automatically consumes one license.

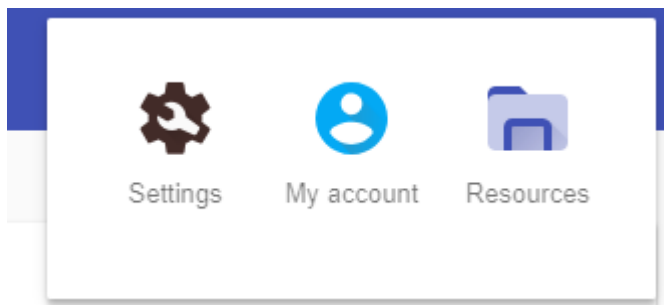


Empty



Please add the license key to activate TWCloud

At this point, click on the toolbar on the upper right on the highlighted icon, which will display the following:



Select the "Settings" option. You will now be presented with the license activation page.

Enter the IP address of the FlexNet server (if it is on the same instance, use 127.0.0.1), and click on "SHOW LICENSES".

## License information

Here you can manage current server license.

License server \*

peleda:1101

	Product	Version	Connection limit	Server	Database	In use (available)	Expiration
<input checked="" type="radio"/>	Business Pro	19.0	Unlimited	Single	Single / Cluster	11 (50)	Permanent
<input type="radio"/>	Enterprise	19.0	Unlimited	Single / Cluster	Single / Cluster	13 (50)	Permanent
<input type="radio"/>	Standard	19.0	10	Single	Single	0 (100)	Permanent
<input type="radio"/>	Business	19.0	25+	Single	Single	3 (50)	Permanent

CANCEL CONFIRM

## Server license

### License information

Here you can manage current server license.

License server \*

SHOW LICENSES

- . Select the applicable license you want to apply, and click on "CONFIRM".



If your license server only has a single license edition for TWC, it will be automatically applied.



### Warning

If your Teamwork Cloud is using a multi-node Cassandra cluster, you must have a Business Pro or Enterprise license. Teamwork Cloud will deactivate if it detects a multi-node cluster with either a Standard or Business license.

After applying the license, you will be redirected to the License information page, which shows which license type is being used.

## License information

Here you can manage current server license.

Click 'Update license' to update the license TWCloud is running with.

License server

peleda:1101

Product	Version	Connection limit	Server	Database	Expiration
Enterprise	19.0	Unlimited	Single / Cluster	Single / Cluster	Permanent

UPDATE LICENSE

Whenever a Teamwork Cloud node connects to the FLEXnet License Server and retrieves (leases) a license, the number of available licenses will decrease. If all available licenses from the server are leased, the node will not be able to launch and you will need to reactivate once a license becomes available.

If your FLEXnet License Server is down, the server capacity shall be set to zero. Only one connection is allowed at that time. All currently active users can continue working but they cannot log in again once they log out as no user can log into the server at that time. The server administrator can log into the TWCloud Admin to select a new license server.

You can see information about your current license on the **Server Settings** page of TWCloud Admin. The information includes the owner of the license, the user profile ID of the owner, the license's edition and expiration date, the license's version. See section [Changing a TWCloud license](#) to change or update your license.

#### **Related pages**

- [Changing a TWCloud license](#)
- [Sign into TWCloud Admin](#)