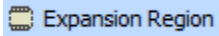


Expansion Region and Expansion Nodes

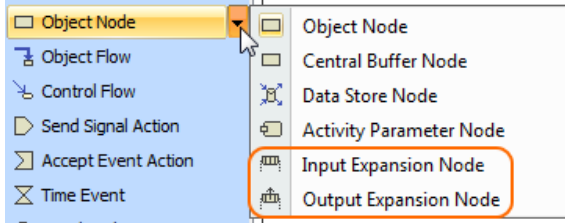
The Expansion Region and Expansion Nodes can be drawn in the [Activity diagram](#).

You can create those elements using the [diagram palette](#):

- The **Expansion Region** button.




- The Input and Output Expansion Nodes are located under the **Object Node** button group.



Related Pages

- [Model Elements](#)
- [Specification Window](#)

To display Expansion Nodes on the Expansion Region border:

1. Select the Expansion Region shape of the Expansion Nodes you want to display.
2. Perform one of the following steps:
 - From the shortcut menu, select **Display > Display Expansion Nodes**.
 - On the diagram toolbar, click  and select **Display Expansion Nodes**.