








App bar

The app bar is located on the top of a published model portal. You can perform the following actions from the app bar:

App bar icon	Icon description
	Click to show or hide the navigation pane .
	Click and select a model view to open it. This icon appears next to the current model view name if a published model has multiple views.
	Click and type a search phrase in the document search box to find the content that matches or includes the entered text (e.g., element names).
	Click to show or hide the comments pane .
	Click and select a web app to open it (e.g., Resources or TWC Admin Console).
	Click and select Sign out to sign out of the current user account.
	Click and select the action you want to perform: <ul style="list-style-type: none">• Model view - to switch to the Model view mode.• Document view - to switch to the Document view mode.• Show paragraph links to model editor - to enable hyperlinks to a modeling tool for all paragraphs in the current document.• Subscribe to email notifications - to get email notifications when new comments or comment replies are created in the current document.• Help - to open the Cameo Collaborator for TWC documentation.

Related pages

- [Structure of a published model portal](#)
 - [Navigation pane](#)
 - [Content pane](#)
 - [Comments pane](#)