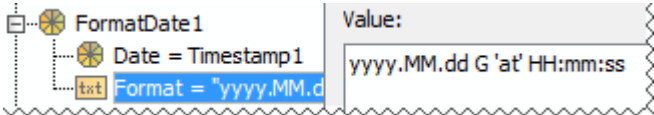
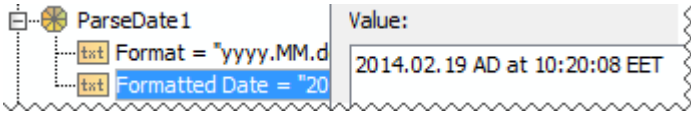
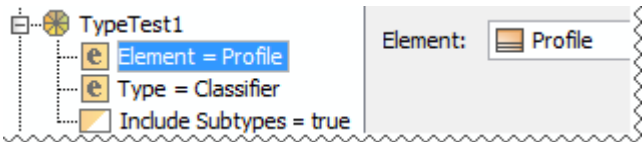
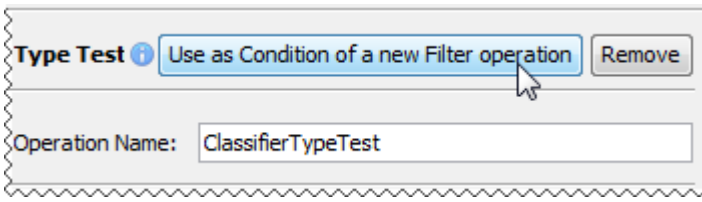
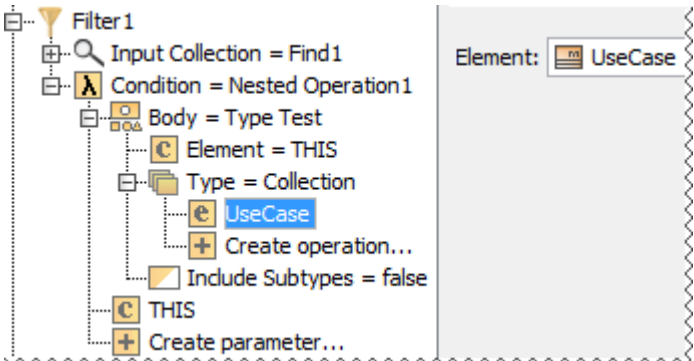
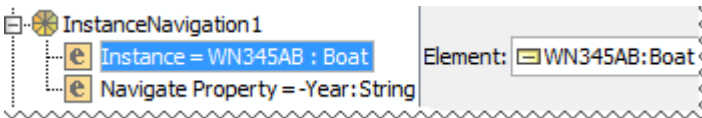
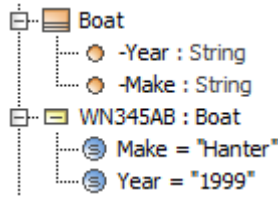


# Built-in operations

Operation name	Description	Example
<b>Date</b>		
<b>Timestamp</b>	The operation returns current system time in milliseconds as a string type value. It takes no parameters.	Result = "1392798008000"
<b>FormatDate</b>	<p>The operation converts a date and time given in milliseconds to a human readable format.</p> <p>The operation takes two parameters:</p> <ul style="list-style-type: none"> <li><b>Date</b> – a date and time in milliseconds that should be converted to a human readable format. It must be a string type value and can be the result of a Timestamp operation.</li> <li><b>Format</b> – a date and time format for the conversion. It must be a string type value. For the date and time formats, refer to the SimpleDateFormat page.</li> </ul>  <p>The result of this operation is a string type value.</p>	<p>Date = "1392798008000"</p> <p>Format = "yyyy.MM.dd G 'at' HH:mm:ss z"</p> <p>Result = "2014.02.19 AD at 10:20:08 EET"</p>
<b>ParseDate</b>	<p>The operation converts a date and time in a human readable format to milliseconds. In other words, the operation reverses the result of the FormatDate operation (it returns the value that can be the Date parameter for a FormatDate operation).</p> <p>The operation takes two parameters:</p> <ul style="list-style-type: none"> <li><b>Format</b> – a current format of the date and time that should be converted to milliseconds. It must be a string type value.</li> <li><b>Formatted Date</b> – a date and time that should be converted to milliseconds. It must be a string type value.</li> </ul>  <p>The result of this operation is a string type value.</p>	<p>Format = "yyyy.MM.dd G 'at' HH:mm:ss z"</p> <p>Formatted Date = "2014.02.19 AD at 10:20:08 EET"</p> <p>Result = "1392798008000"</p>
<b>Collection</b>		
<b>TypeTest</b>	<p>The operation tests, whether the type of an element matches a given type or stereotype. If the types matches, it returns <i>true</i>, and if they not – <i>false</i>.</p> <p>You can also use this operation to check, if an element is an instance of a given classifier.</p> <p>The operation takes three parameters:</p> <ul style="list-style-type: none"> <li><b>Element</b> – a model element, whose type you need to test.</li> <li><b>Type</b> – a type, stereotype, or classifier for testing the element.</li> <li><b>Include Subtypes</b> – <i>true</i>, if the inherited types, stereotypes, or classifiers of the selected Type parameter value should be included in the test; <i>false</i>, if not.</li> </ul>  <p>The TypeTest operation can be used in the Filter operation as the condition. For this, click the <b>Use as Condition of a new Filter operation</b> button on the Type Test operation specification panel.</p>	<p>Element = class Profile Type = Class Include Subtypes = false</p> <p>Result = true</p> <p>The element type matches the given type.</p> <p>Element = class Profile Type = Classifier Include Subtypes = true</p> <p>Result = true</p> <p>Though the element type does not match the given type, it is its subtype, and in this case subtypes are included in the test.</p>

		<p>Element = class Profile Type = Classifier Include Subtypes = false</p> <p>Result = false</p> <p>Thought the element type is a subtype of the given type, in this case subtypes are not included in the test.</p>
<b>Filter</b>	<p>The operation analyses given collection of elements (one by one) and returns only those elements that meet the specified filter criteria.</p> <p>The operation takes two parameters:</p> <ul style="list-style-type: none"> <li>• <b>Input Collection</b> – an arbitrary collection of elements of arbitrary types.</li> <li>• <b>Condition</b> – an operation determining filter criteria. Keep in mind that <i>this operation must have exactly one input parameter and return a result of boolean type!</i> Otherwise, the Filter operation fails and returns no value. Hence, if you need to use the script operation with many parameters as the filter criteria, you must wrap it inside the nested operation (the TypeTest operation or any other built-in operation is wrapped automatically).</li> </ul>  <p>The result of this operation is collection of elements as well.</p>	<p>Input Collection =</p> <p>use case Log in use case Log out actor User use case Change password</p> <p>Condition = TypeTest:</p> <p>Element = Input Collection Type = UseCase Include Subtypes = false</p> <p>Result Collection =</p> <p>use case Log in use case Log out use case Change password</p>
<b>InstanceNavigation</b>	<p>The operation finds the needed slot of the given instance and returns one or more values of that slot.</p> <p>The operation takes two parameters:</p> <ul style="list-style-type: none"> <li>• <b>Instance</b> – an instance specification (instance), whose slot value you need to access.</li> <li>• <b>Navigate Property</b> – a property, whose slot you need to find.</li> </ul>  <p>The result type of this operation matches the type of the property specified as the Navigate Property parameter.</p>	<p>Instance = WN345AB Navigate Property = Year</p> <p>Result = "1999"</p> 
<b>First</b>	<p>The operation finds the first element in a sequence from a specified scope.</p> <p>The operation consist of:</p> <ul style="list-style-type: none"> <li>• <b>Input</b> - objects list.</li> </ul>	
<b>Contains</b>	<p>The operation verifies specified object in given collection and returns Boolean value <i>true</i> if sets contains object, otherwise operation returns value <i>false</i>.</p> <p>The operation consist of:</p> <ul style="list-style-type: none"> <li>• <b>Input</b> - operation will verify this collections.</li> <li>• <b>Obj</b> - sets will be verified according to this object.</li> </ul>	<p>Input =</p>

<b>IsEmpty</b>	<p>The operation determine whether collection is empty, if it is empty, operation returns Boolean value <i>true</i> , otherwise operation returns value <i>false</i>.</p> <p>The operation consist of:</p> <ul style="list-style-type: none"> <li>• <b>Input</b> - specified object (for example array, set, list).</li> </ul>	
<b>Size</b>	<p>The operation returns the number of elements in collection.</p> <p>The operation consist of:</p> <ul style="list-style-type: none"> <li>• <b>Input</b> - an object or collection (for example array, set, list, string).</li> </ul>	
<b>Intersect</b>	<p>The operation returns the data common to both collections, with no repetitions and in sorted order.</p> <p>The operation consist of:</p> <ul style="list-style-type: none"> <li>• <b>Collection1</b> and <b>Collection2</b> - collections which will be intersected.</li> </ul>	C1 = [7 0 5], C2 = [7 1 5], returns C = [5 7];
<b>Concat</b>	<p>The operation joins two lists. The <b>List1</b> and <b>List2</b> are joined end-to-end. Keeps the order, allows duplicates.</p> <p>The operation consist of:</p> <ul style="list-style-type: none"> <li>• <b>List1</b> and <b>List2</b> - lists which will be concatenated.</li> </ul>	
<b>Get</b>	<p>The operation returns the element at the specified position in collection.</p> <p>The operation consist of:</p> <ul style="list-style-type: none"> <li>• <b>Input</b> - specified collection.</li> <li>• <b>Index</b> - index of the element to return (integer type).</li> </ul>	
<b>Map</b>	<p>The operation maps objects from collection to collection of other objects and returns a collection of results in the same order.</p> <p>The operation consist of:</p> <ul style="list-style-type: none"> <li>• <b>Input</b> - collections with objects to map.</li> <li>• <b>MapOperation</b> - given function, this function will be applied to each input element.</li> </ul>	Input = [1 2 3 4 5], applies operation map with function (Input + 1) returns = [2 3 4 5 6]
<b>MapFlat</b>	<p>The operation maps objects from collection to collection of other objects. Flattens mapping result if it is a collection.</p> <p>The operation consist of:</p> <ul style="list-style-type: none"> <li>• <b>Input</b> - collections with objects to map.</li> <li>• <b>MapOperation</b> - given function, this function will be applied to each input element.</li> </ul>	Input = { {1,2}, {3,4}, {5,6} } applies operation MapFlat returns = {1,2,3,4,5,6}
<b>Reduce</b>	<p>The operation reduce collection using given operation.</p> <p>The operation consist of:</p> <ul style="list-style-type: none"> <li>• <b>Input</b> - collection that will be reduced.</li> <li>• <b>ReduceOperation</b> - given function, this function determines how collection will be reduced.</li> </ul>	
<b>Zip</b>	<p>The operation zips two collections using given zip operation.</p> <p>The operation consist of:</p> <ul style="list-style-type: none"> <li>• <b>Collection1</b> and <b>Collection2</b> - to these collections, zip operation will be applied.</li> <li>• <b>ZipOperation</b> - given function, according to this function, collections will be zipped.</li> </ul>	
<b>Min</b>	<p>The operation returns minimum value from given collection.</p> <p>The operation consist of:</p> <ul style="list-style-type: none"> <li>• <b>Input</b> - collection which will be tested and minimum value determined.</li> </ul>	

<b>Max</b>	<p>The operation returns maximum value from given collection.</p> <p>The operation consist of:</p> <ul style="list-style-type: none"> <li>• <b>Input</b> - collection which will be tested and maximum value determined.</li> </ul>	
<b>AllMatch</b>	<p>The operation checks if all collection elements match given predicate and returns boolean value.</p> <p>The operation consist of:</p> <ul style="list-style-type: none"> <li>• <b>Input</b> - specified collection.</li> <li>• <b>Predicate</b> - a predicate is applied to each element of collection.</li> </ul>	
<b>AnyMatch</b>	<p>The operation checks if all collection elements match given predicate and returns boolean value.</p> <p>The operation consist of:</p> <ul style="list-style-type: none"> <li>• <b>Input</b> - specified collection.</li> <li>• <b>Predicate</b> - a predicate is applied to each element of collection.</li> </ul>	
<b>Logical</b>		
<b>And</b>	<p>The logical conjunction operation returns Boolean value <i>true</i> if all parameters are <i>true</i>, in all other cases - operation returns <i>false</i> value.</p> <p>The operation by default takes three parameters:</p> <ul style="list-style-type: none"> <li>• <b>A</b> and <b>B</b> - two logical values.</li> <li>• <b>Result</b> - a Boolean value which shows results of logical conjunction</li> </ul>	
<b>Or</b>	<p>The logical disjunction operation returns Boolean value <i>true</i> if either or both parameters is <i>true</i>, otherwise operation returns <i>false</i> value.</p> <p>The operation takes these parameters:</p> <ul style="list-style-type: none"> <li>• <b>A</b> and <b>B</b> - two logical values.</li> </ul>	
<b>Xor</b>	<p>The logical exclusive disjunction operation returns Boolean value <i>true</i> if both parameters differ, otherwise operation returns <i>false</i> value.</p> <p>The operation takes these parameters:</p> <ul style="list-style-type: none"> <li>• <b>A</b> and <b>B</b> - two logical values.</li> </ul>	
<b>Not</b>	<p>The logical negation operation returns Boolean value <i>true</i> if parameter have value <i>false</i>, and <i>false</i> when parameter have value <i>true</i>.</p> <p>The operation takes one parameter:</p> <ul style="list-style-type: none"> <li>• <b>A</b> - logical value.</li> </ul>	
<b>Comparison</b>		
<b>IfThenElse</b>	<p>The operation returns one or other object depending on condition.</p> <p>The operation consist of:</p> <ul style="list-style-type: none"> <li>• <b>Condition</b> - defines the <i>operation</i> that determines which value to assign.</li> <li>• <b>Then</b> - <i>expression</i> defines the value to assign if <i>condition</i> is <i>true</i>.</li> <li>• <b>Else</b> - <i>expression</i> defines the value to assign if <i>condition</i> is <i>false</i>.</li> </ul>	
<b>LessThan</b>	<p>The operation returns <i>true</i> if the left parameter is less than the right parameter (<b>A &lt; B</b>).</p> <p>The operation consist of:</p> <ul style="list-style-type: none"> <li>• <b>A</b> and <b>B</b> - parameters which will be compared.</li> </ul>	

<b>LessThanOrEquals</b>	<p>The operation returns <i>true</i> if the left side parameter is less than or equal to the right parameter (<b>A &lt;= B</b>).</p> <p>The operation consist of:</p> <ul style="list-style-type: none"> <li>• <b>A</b> and <b>B</b> - parameters which will be compared.</li> </ul>	
<b>GreaterThan</b>	<p>The operation returns <i>true</i> if the left parameter is greater than the right parameter (<b>A &gt; B</b>).</p> <p>The operation consist of:</p> <ul style="list-style-type: none"> <li>• <b>A</b> and <b>B</b> - parameters which will be compared</li> </ul>	
<b>GreaterThanOrEquals</b>	<p>The operation returns <i>true</i> if the left parameter is greater than or equal to the right parameter (<b>A &gt;= B</b>).</p> <p>The operation consist of:</p> <ul style="list-style-type: none"> <li>• <b>A</b> and <b>B</b> - parameters which will be compared</li> </ul>	
<b>Equals</b>	<p>The operation converts parameters if they are not the same type, then compares them. If parameters are equal, operation returns Boolean value <i>true</i>, otherwise operation returns <i>false</i>.</p> <p>The operation consist of:</p> <ul style="list-style-type: none"> <li>• <b>A</b> and <b>B</b> - parameters which will be compared</li> </ul>	
<b>NotEquals</b>	<p>The operation converts parameters if they are not the same type, then compares them. If parameters are not equal, operation returns Boolean value <i>true</i>, otherwise operation returns <i>false</i>.</p> <p>The operation consist of:</p> <ul style="list-style-type: none"> <li>• <b>A</b> and <b>B</b> - parameters which will be compared</li> </ul>	
<b>String</b>		
<b>StringConcat</b>	<p>The operation joins two parameters with string values. A and B string values are joined end-to-end.</p> <p>The operation consist of:</p> <ul style="list-style-type: none"> <li>• <b>A</b> and <b>B</b> - two string values.</li> </ul>	<p>A = Hello</p> <p>B = world!</p> <p>Return = Hello world!</p>
<b>StringContains</b>	<p>The operation returns Boolean value true, if specified string value is find in specified scope, otherwise.</p> <p>The operation consist of:</p> <ul style="list-style-type: none"> <li>• <b>A</b> - according to this string, operation will verify <b>B</b></li> <li>• <b>B</b> - string value.</li> </ul>	<p>A = o</p> <p>B = world!</p> <p>Return = <i>True</i></p>
<b>Other</b>		
<b>DiagramTypeTest</b>	<p>The operation returns Boolean value true if project uses specified diagram, otherwise returns value false.</p> <p>The operation consist of:</p> <ul style="list-style-type: none"> <li>• <b>Diagram</b> - all diagrams in the specified scope.</li> <li>• <b>Type</b> - write diagram name exactly how it is named in modeling tool.</li> </ul>	<p>Diagram =</p> <p>Use Case Diagram Class Diagram Free Form Diagram</p> <p>Type = Class Diagram</p> <p>Return = <i>True</i></p>
<b>UsageInDiagrams</b>	<p>This operation is very expensive. It not only checks symbol diagrams for elements but also loads and builds generic tables, dependency matrices, relationship maps, etc. It should be best avoided and used only if you understand the possible consequence of building all diagrams in the project.</p> <p>Searches for usages only in <b>all</b> diagrams.</p> <p>The operation consists of:</p> <ul style="list-style-type: none"> <li>• <b>element</b> - the element to search for</li> </ul>	