

# Glossary table


## On this page

- [Description](#)
- [Purpose](#)
- [Usage](#)
- [Example](#)
- [Specific tasks in the Glossary Table](#)

## Description

The Glossary saves time by ensuring consistent usage of terminology in the organization. It improves communication between team members, as terms are understood to have the same definitions and usages everywhere they appear.

Each row in the table represents a term. A word, phrase, or any element of the model can be a term. Words and phrases defined as terms are underlined. This enables you to identify terms in your model.

 The word or phrase is underlined only if it completely matches the defined term. For example, if you defined the word *Project* in your glossary, the word *Projects* would not be underlined because it is plural.

## Purpose

The Glossary Table allows you to:







- Create a list of all the specific terms used in the project.
- Define your terms in one place.
- Use them everywhere in your project.
- Export your glossary to a new project and use it in other projects.
- Export your glossary into .html, .csv, or .xlsx files.
- Have several glossaries in one project.
- Customize the representation of the glossary in the table.

## Usage

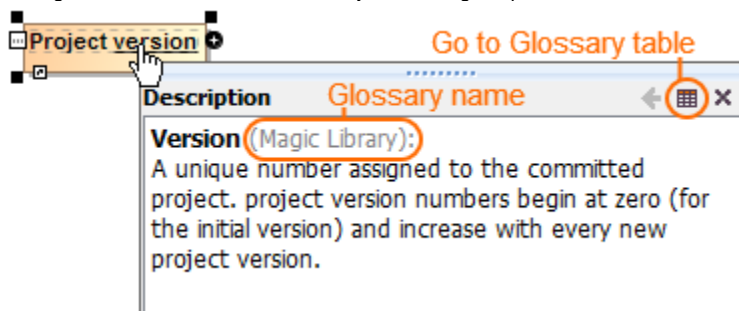
The video below demonstrates how to use the glossary in MagicDraw when working with Requirements.

## Example

The following figure illustrated the terms defined in The Glossary Table.

#	Term	Description
1	 Author	A user who has committed a new <u>project version</u> .
2	 Comment	Optional description of changes in the committed <u>version</u> .
3	 Project	A physical working unit that consists of model, model visualizations (diagrams, tables, matrices, etc.), configuration data, and references to other elements residing in modules.
4	 Project category	<u>Project category</u> concept which enables visual grouping of projects in Teamwork Server <u>repository</u> .
5	 Repository	A storage place for projects and their versions managed by the Teamwork Server.
6	 Version	A unique number assigned to the committed <u>project</u> . <u>Project version</u> numbers begin at zero (for the initial <u>version</u> ) and increase with every new <u>project version</u> .

The figure below shows the term visibility on the diagram pane.



## Specific tasks in the Glossary Table

The following outlines the specific procedures when working with Glossary Tables:



Unknown macro: 'list-children'

### Related pages

- [Table toolbars](#)
- [Table Criteria area](#)
- [Basic tasks in tables](#)
- [Generic table](#)
- [Glossary table](#)
- [Instance table](#)
- [Metric table](#)
- [Sync with Excel or CSV files](#)
- [Legends](#)