


Applying a license

Upon a successful installation, only the administrator account is available and required for you to apply a license for the first time. The license selection page will also open if your license expires.

The license selection page prompts you to specify the address of the [FlexNet license server installation](#) where you store your license(s). If you do not specify any port, **1101** will be the default port. If you enter a wrong address, an error message will open for you to report the problem.



Note

- You can only apply a TWCloud license once per session.
- An administrator account is required only for first time license application. In subsequent license updates, any user who has been assigned a server administrator role can apply the license through TWCloud Admin.

To apply license in the TWCloud Admin

- TWCloud will automatically apply the selected license whenever it starts. If the license does not exist in the license server anymore, the server

- will go into limited mode, allowing only one user to log in. The user is either **Administrator** or one with the **Server Administrator** permissions.
1. Enter the URL for the TWCloud Admin, you will be directed to the authentication server sign in page. Enter administrator credentials. Upon successful authentication, you will be direct to the TWCloud Admin.
2. To open TWCloud Admin on your web browser, use the following format: `https://<machine ip>:<port>/webapp`. For example, if the machine IP is 127.0.0.1 and port is 8080, the URL will be `https://127.0.0.1:8080/webapp`.
3. From left side menu, select the **Server license** page. In this page, you will find **License information** table.
4. Enter the IP address of the FlexNet server (if it is on the same instance, use 127.0.0.1), and click **SHOW LICENSES**.
5. Select the license edition you want to apply, and click **CONFIRM**.

License information

Here you can manage current server license.

License server *


peleda:1101

	Product	Version	Connection limit	Server	Database	In use (available)	Expiration
<input checked="" type="radio"/>	Business Pro	19.0	Unlimited	Single	Single / Cluster	11 (50)	Permanent
<input type="radio"/>	Enterprise	19.0	Unlimited	Single / Cluster	Single / Cluster	13 (50)	Permanent
<input type="radio"/>	Standard	19.0	10	Single	Single	0 (100)	Permanent
<input type="radio"/>	Business	19.0	25+	Single	Single	3 (50)	Permanent


CANCEL

CONFIRM

6. After applying the license, in the **License information** table, you will see license which is used.



If your license server only has a single license edition for TWCloud, it will be automatically applied.



Warning

If your TWCloud is using a multi-node Cassandra cluster, you must have a **Business Pro** or **Enterprise** license. TWCloud will deactivate if it detects a multi-node cluster with either a **Standard** or **Business** license.

If your FlexNet License Server is down, the server capacity shall be set to zero. Only one connection is allowed at that time. All currently active users can continue working but they cannot sign in again once they log out as no user can sign into the server at that time. The server administrator can sign into the TWCloud Admin to select a new license server.

, the number of available licenses will decrease. If all reactivate once a license becomes available.

You can see information about your current license on the **Server license** page of TWCloud Admin. The information includes the license edition and expiration date, the license version. See section [Changing a license](#) to change or update your license.

Related pages

- [Changing a license](#)
- [Sign into TWCloud Admin](#)