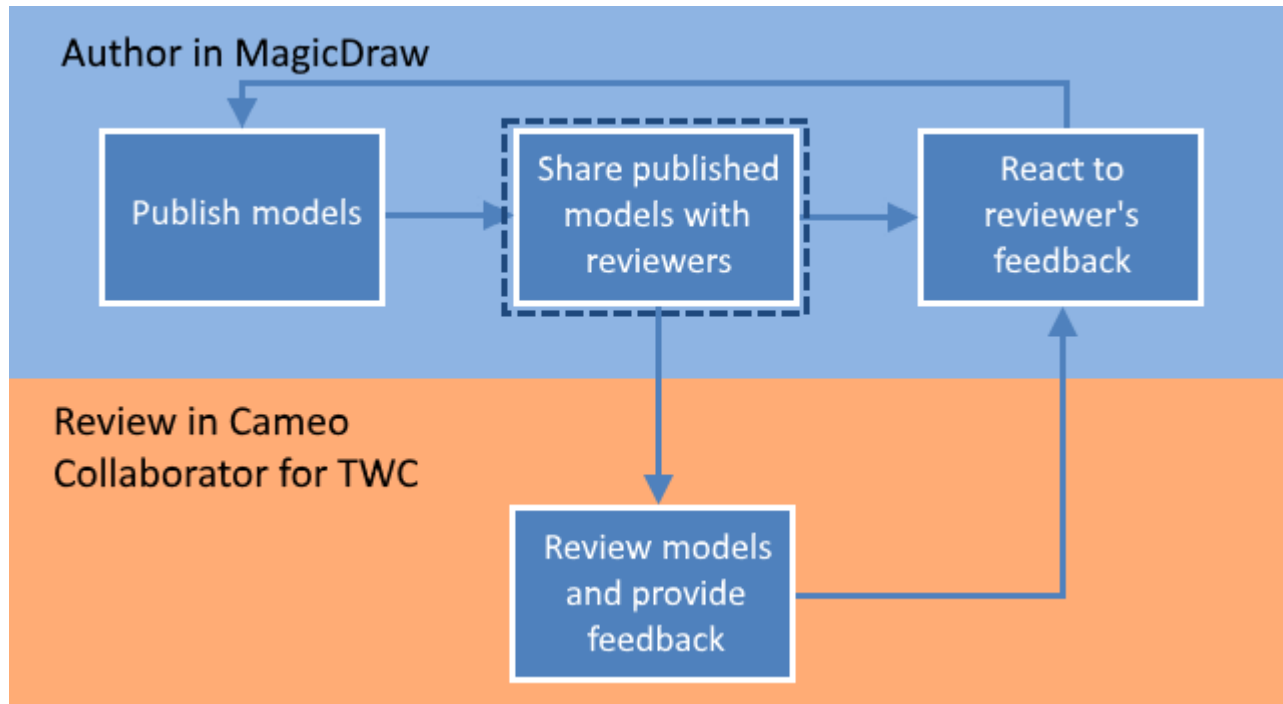


Sharing document links

On this page



- [Providing an easy-to-remember link](#)

After a model is [published](#) to Cameo Collaborator for Teamwork Cloud, you can share it with reviewers by providing a link to a Cameo Collaborator document.



Sharing a published model is the second step in the workflow for reviewing models and providing feedback.

To get a link to a Cameo Collaborator for Teamwork Cloud document

1. Go to the Resource Manager in one of the following ways:
 - In an internet browser, go to `http(s)://<domain_name>:<port>/webapp/resources`.
 - In the app bar of a published model, click  and select **Resource Manager**.
2. In the Resource Manager, go to the category containing the Cameo Collaborator document you want to share.
3. Click  next to the document, and do one of the following:
 - Select **Get resource link** if you want to get the link for registered users.
 - Select **Get public resource link** if you want to share the link publicly.
4. When a window with the link to the published model opens, click **Copy**.

After you complete the above steps, the link to a document is copied to your clipboard and you can share it with reviewers.

Providing an easy-to-remember link

When you want to share a Cameo Collaborator document and provide reviewers with an easy-to-remember link, you can rewrite the link to the document by using a document name in it.

To get an easy-to-remember link to a published model

1. [Get a link to a published model](#), as described above. The link should look like this `<domain>:<port>/webapp/collaborator/document/<document ID>`.
2. After pasting the link to share it with reviewers, replace the document ID with the name of the published document and add `.CC` at the end of the link.



Example

If you want to rewrite a link to the published model named *Climate control system*, the rewritten link should look like this `<domain>:<port>/webapp/collaborator/document/Climate%20control%20system.GG`.



Character limitations

There are limitations for characters that can be used in a document name if you want to include it in the document link:

Related pages

- You cannot use slashes (/) and back slashes (\). They are treated as resource separators in a document link.
- You must encode the following characters in the document name (i.e., replace each character with "%" followed by two hexadecimal digits) before using it in a URL:
- [Reviewing documents and providing feedback](#)
- [Receiving feedback](#)

+ = @ # \$ % ^ & < > \ { } | [] ` ' : ; ,

- You can use alphanumeric and the following special characters without encoding:

\$ - . + ! ' () _ * ~