

Editing element values



If you need to provide feedback on a model or address reviewer's comments, edit certain element values right in the Cameo Collaborator for Teamwork Cloud document.



Important

- In order to edit element values in a Cameo Collaborator for Teamwork Cloud document, the [document must be published specifically editing](#).
- Before starting editing element values, read about [model editing behavior and constraints](#) to understand how this feature works.

To edit element values in a Cameo Collaborator for Teamwork Cloud document

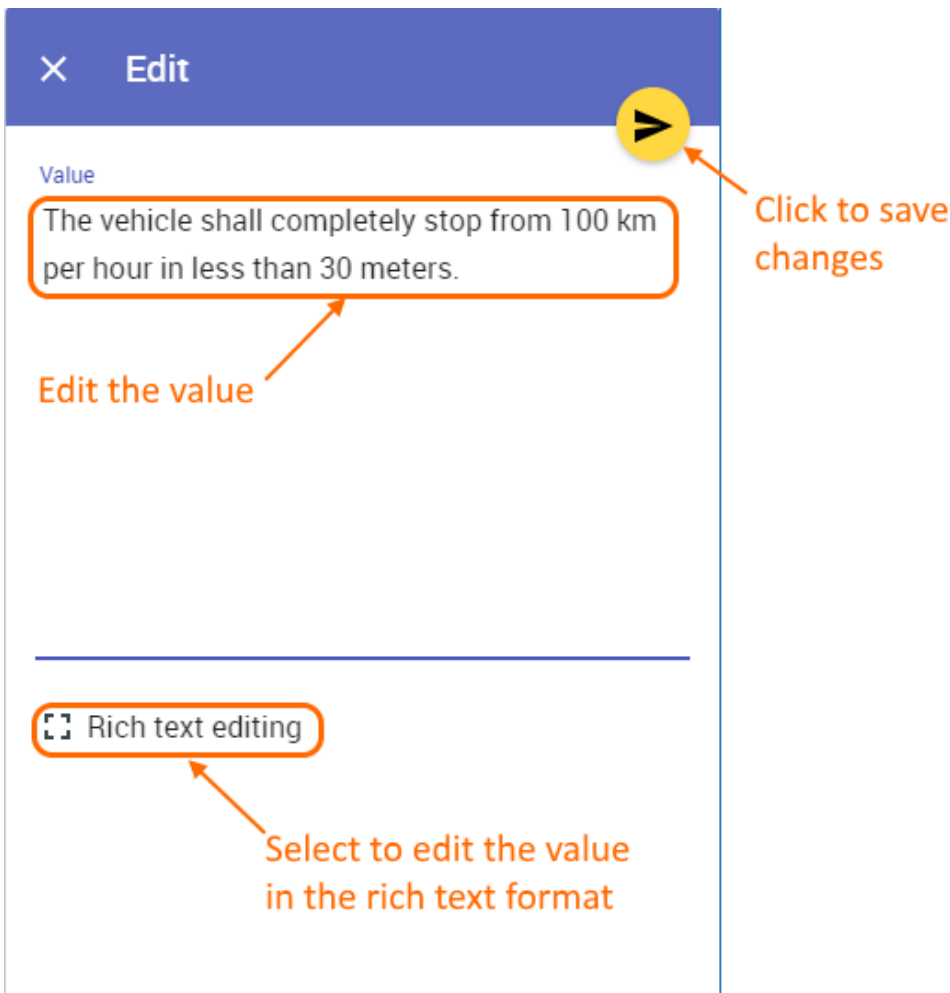
1. Open the Cameo Collaborator for Teamwork Cloud document that you want to edit.
2. Click  on the bottom right corner of the [content pane](#), then click  to enable the editing mode.
3. On the content pane, select the item you want to edit.




Commentable items

- Editable items are highlighted in yellow when hovering over them with a mouse pointer.

4. When the **Edit** pane (displayed below) opens, change the element value.



5. Click  to save the changes.