

19.0 LTR SP2 Version News

Cameo Collaborator for Teamwork Cloud 19.0 SP2 has been enhanced with the ability to edit your model right in a Cameo Collaborator document, navigate from commented properties to comments in the comments panel of a modeling tool, filter commented properties and elements in a modeling tool, get detailed document information, and more.

[Model Editing in Cameo Collaborator](#)

[Improved Comments Panel in a Modeling Tool](#)
[Getting Document Information](#)

[Other](#)

[Key Issues Fixed in this Service Pack](#)

Model Editing in Cameo Collaborator

Cameo Collaborator for Teamwork Cloud 19.0 SP2 introduces a new powerful capability which will redefine the ways you collaborate on a model. Now you can edit parts of your model right in a Cameo Collaborator document. This is very beneficial for the whole product team, because engineers and even stakeholders can make changes to a model without having to use a modeling tool. In addition, the model editing capability speeds up the collaboration process, allowing you to instantly correct the model to address comments.

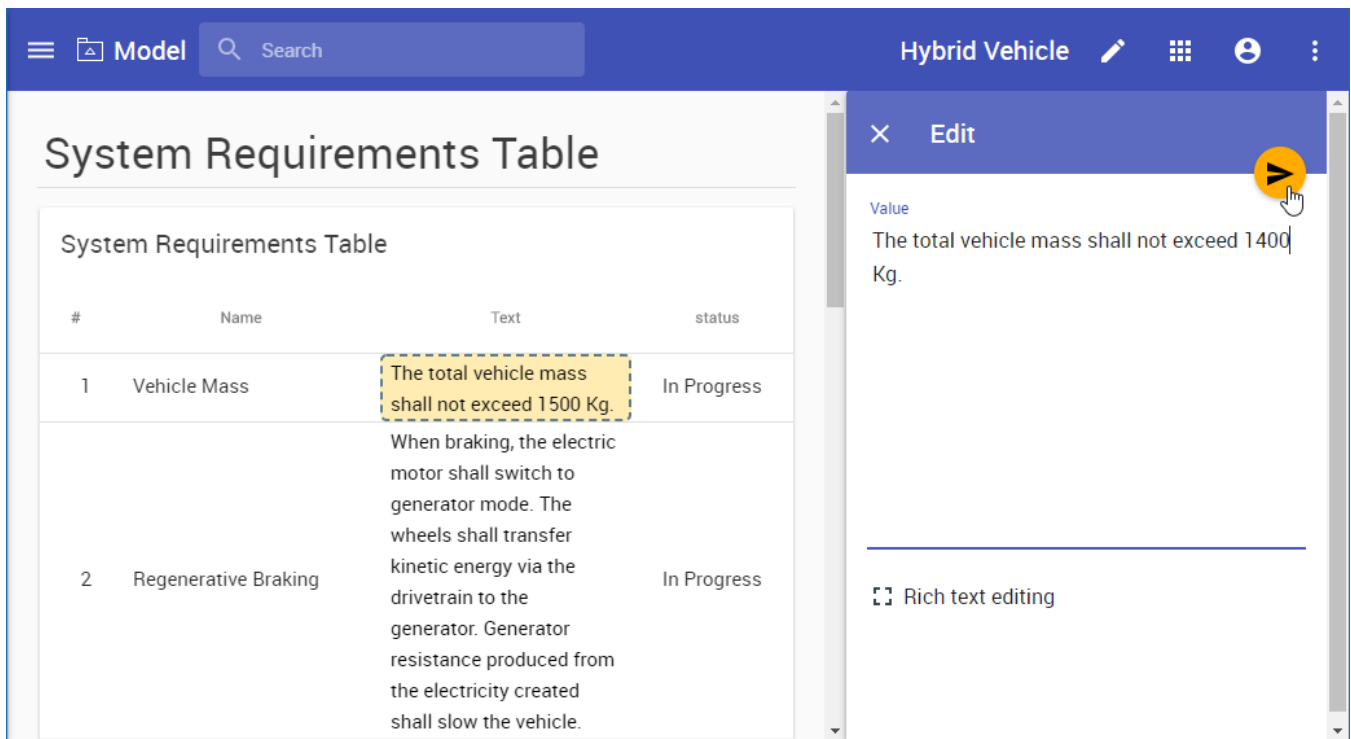
This version of the product supports editing of primitive values types, like String, Integer, Real, Boolean, and Enumeration.

The screenshot displays the Cameo Collaborator interface. The top navigation bar includes a 'Model' tab, a search bar, and the title 'Hybrid Vehicle'. The main content area features a 'System Requirements Table' with the following data:

#	Name	Text	status
1	Vehicle Mass	The total vehicle mass shall not exceed 1500 Kg.	In Progress
2	Regenerative Braking	When braking, the electric motor shall switch to generator mode. The wheels shall transfer kinetic energy via the drivetrain to the generator. Generator resistance shall slow the vehicle.	In Progress
3	Stopping Distance	The vehicle shall completely stop from 100 km per hour in less than 30 meters.	Approved

To the right of the table is an 'Edit' panel with a dropdown menu showing the status options: 'Approved', 'Closed', 'Disapproved', and 'In Progress'. A mouse cursor is hovering over the 'Disapproved' option.

This example illustrates how the *Stopping Distance* requirement status is changed directly in a Cameo Collaborator document.



The figure shows that Requirement text can be edited right in a Cameo Collaborator document.

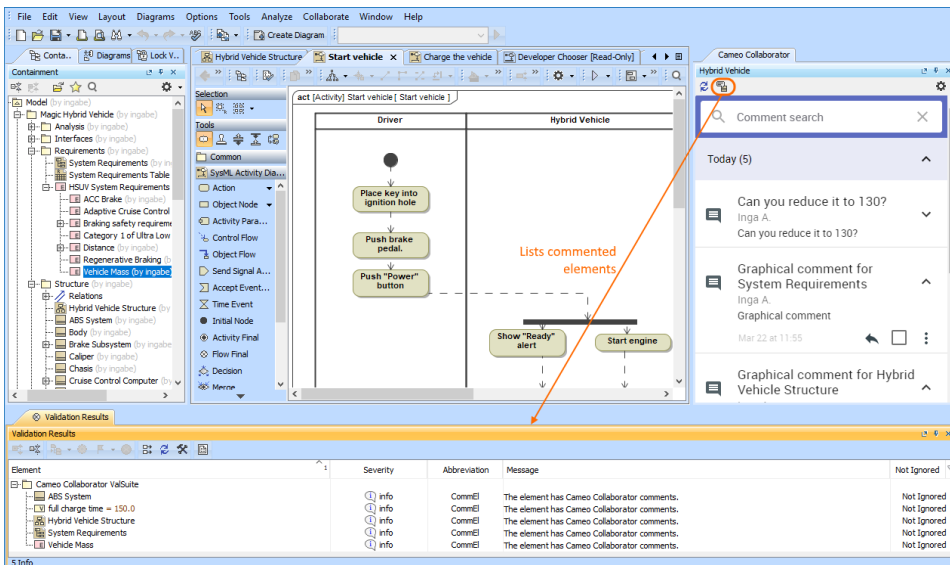
[Learn more about model editing in Cameo Collaborator >>](#)

[Back to top](#)

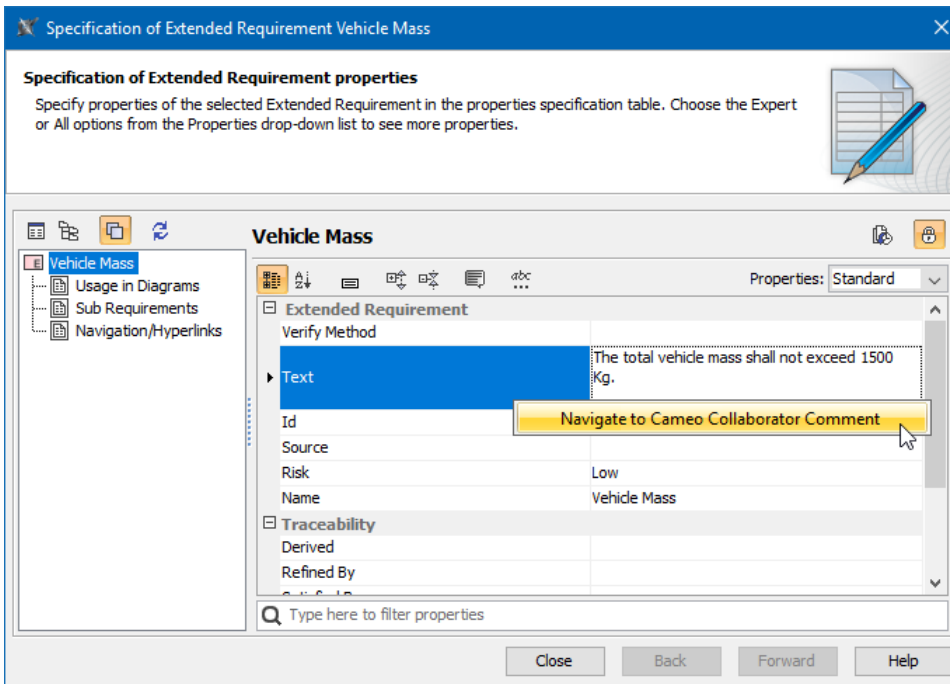
Improved Comments Panel in a Modeling Tool

Cameo Collaborator for Teamwork Cloud 19.0 SP1 introduced the comments pane which allowed to work with Cameo Collaborator comments right in the modeling tool. The new version of the product brings a number of improvements to this capability:

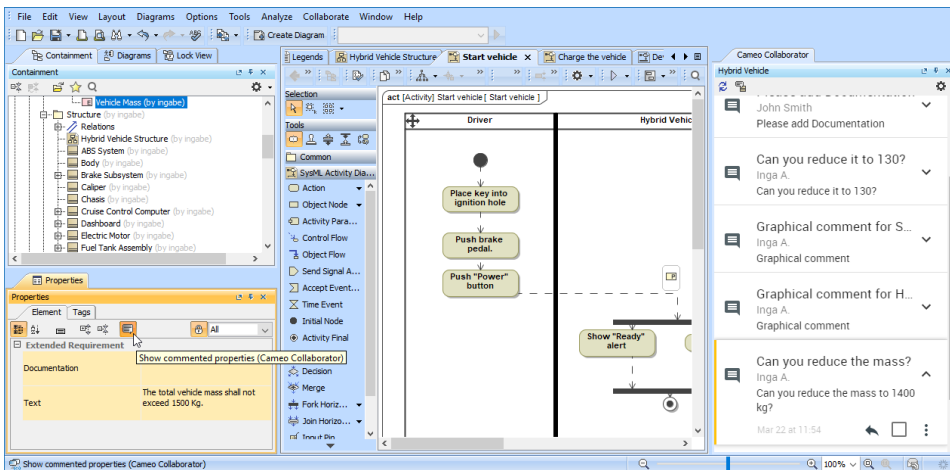
- Filtering of commented elements



- Navigation from commented properties to Cameo Collaborator comments



- Filtering and highlighting of commented properties in the Quick Properties panel and Specification window



- The search box in the Select Document dialog
- No additional authentication needed when opening the comments pane

[Learn more about working with comments in a modeling tool >>](#)

[Back to top](#)

Getting Document Information

Now you can easily access detailed Cameo Collaborator document and project information, including the creation and last modification times, the names of the users who created and modified the document and project, the latest document and project version numbers, and other data.



Document information

Document information



Hybrid Vehicle

Created at 5:15 PM on Jan 10, 2019
by Inga A. (ingabe)

Last published at 6:09 PM on Jan 23, 2019
by John Smith (john.s)

Latest published version
Version #8

Document was published using Entire Model template

Project information



Hybrid Vehicle

Created at 5:12 PM on Jan 10, 2019
by Inga A. (ingabe)

Modified at 6:08 PM on Jan 23, 2019
by John Smith (john.s)

Latest version
Version #8

Branch name
trunk

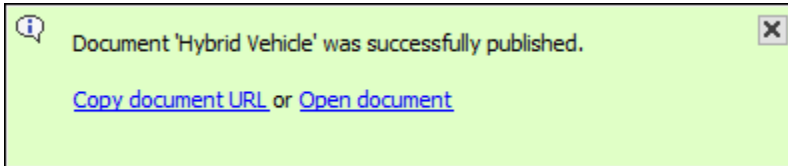
Detailed Cameo Collaborator document and project information.

[Learn more about getting document information >>](#)

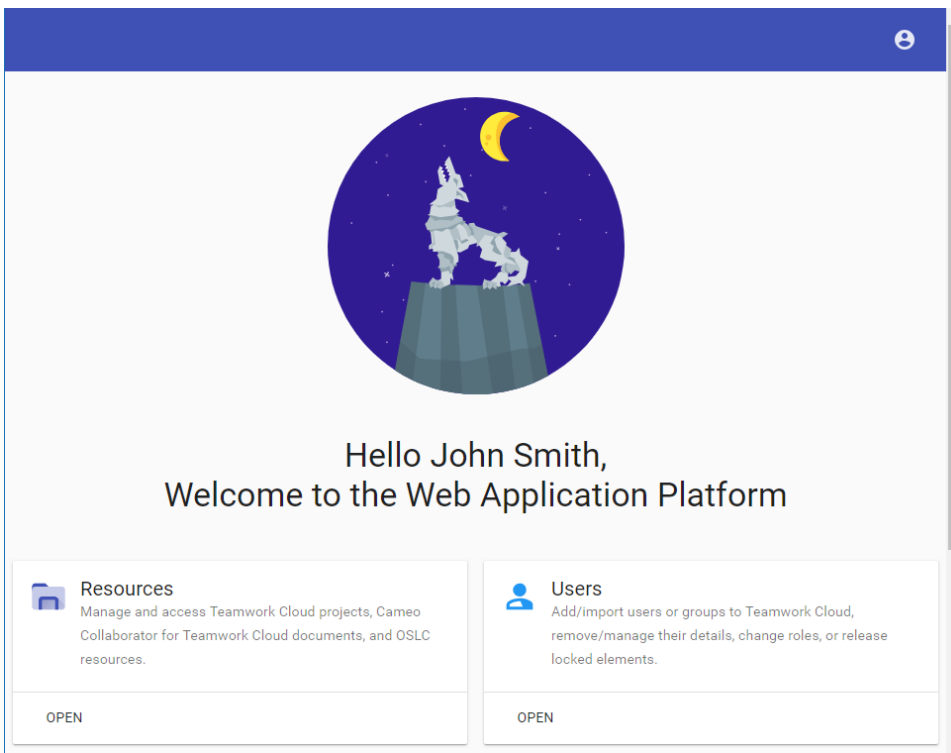
[Back to top](#)

Other

- You can quickly open a Cameo Collaborator document right after publishing it by using a the link provided in a modeling tool.



- Now Web Application Platform has a welcome page where you can easily access all available web apps.



- The new version of Cameo Collaborator provides possibility to print out document section information. The header, navigation pane, and comment pane are automatically hidden in a printed document.
- In the Resource app, you can view the resource history information, including the version number, the type of changes that were made, and the name of the user who made the changes.
- The comments pane in a Cameo Collaborator document has been enhanced with a new feature allowing you to filter the comments that have not been read.
- Now you can get public links to Cameo Collaborator documents.

[Back to top](#)

Key Issues Fixed in this Service Pack

In this release of Cameo Collaborator for Teamwork Cloud, the issue related to displaying tables in a document has been resolved.

[Back to top](#)



You can check [the list](#) of publicly available issues or your own reported issues fixed in MagicDraw 19.0 SP2.

News of earlier versions

Note: You will be required to login. Use the same username and password as for www.nomagic.com.

- [Cameo Collaborator for Teamwork Cloud 19.0 LTR SP1](#)
- [Cameo Collaborator for Teamwork Cloud 19.0 LTR](#)

Documentation

- [Cameo Collaborator for Teamwork Cloud 19.0 LTR SP2](#)