

Resources Taxonomy

Description

The Resources Taxonomy (Rs-Tx) domain shows the taxonomy of types of resources and the flows of resources among them.

The intended usage of the Resources Taxonomy (Rs-Tx) domain includes:

- Definition of system concepts.
- Definition of system options.
- System resource flow requirements capture.
- Capability integration planning.
- System integration management.
- Operational planning (capability and performer definition).

The Resources Taxonomy (Rs-Tx) domain is used in two complementary ways:

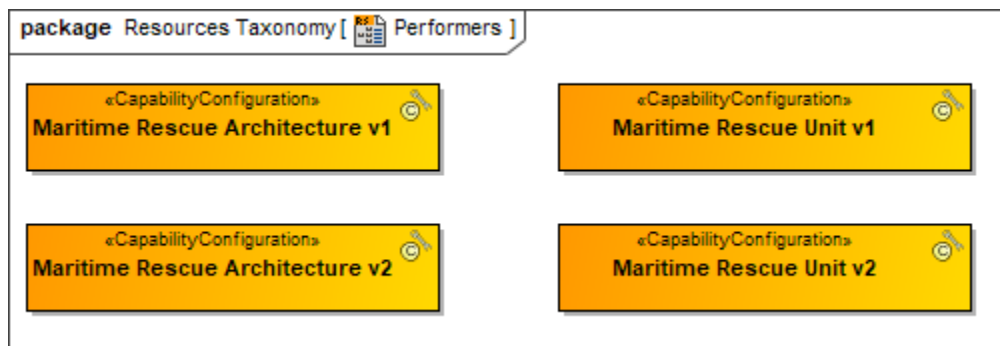
- Describe the resource flows exchanged between resources in the architecture.
- Describe a solution, or solution option, in terms of the components of capability and their physical integration on platforms and other facilities.

Implementation


































The Resources Taxonomy (Rs-Tx) domain is represented by:

- [Resources Taxonomy diagram](#). It addresses the composition and interaction of systems.
- [Implementation Matrix](#).
- [Resources Taxonomy table](#). This table can be used to create and describe major domain elements faster.

Sample



An example of the Resources Taxonomy diagram

#	Name	Owner	Owned Attribute
1	 Aircraft	 Resources Taxonomy	 Monitor : <u>ESM</u> System  Radio : Communication Device  Digital Servc : Link 16  inout resourcePort1 : AircraftInstruction
2	 Boat	 Resources Taxonomy	 Distress Beacon : Lighting Device  Radio : Communication Device  Monitor : <u>ESM</u> System  Digital Service : Link 16  inout resourcePort1 : BoatInstruction  maritime Rescue Unit v1 : Maritime Rescue Unit v1
3	 <u>C2</u> System	 Resources Taxonomy	 inout c2CrossDom : C2CrossDomIf  classification level : SecurityImpactProperties  measurement1 : SecurityImpactProperties
4	 Communication Device	 Resources Taxonomy	 out tr : transmitter  in rs : receiver  inout resourcePort1 : radioInstruction
5	 Communication Redundancy	 Security Structure	 email : Email Communication System [1]  ems : EMS Dispatch System [1]
6	 Cross Domain Solution	 Resources Taxonomy	 inout cybDefCrDom : ~CybDefCrDomIf  inout c2CrossDom : ~C2CrossDomIf  inout crDomSrchSys : CrDomSrchSysIf

An example of the Resources Taxonomy table

Related elements

- [Asset](#)
- [Capability Configuration](#)
- [Measurement](#)
- [Natural Resource](#)
- [Operational Agent](#)
- [Operational Performer](#)
- [Organization](#)
- [Organizational Resource](#)
- [Person](#)
- [Physical Resource](#)
- [Post](#)
- [Property Set](#)
- [Resource Architecture](#)
- [Resource Artifact](#)
- [Resource Exchange](#)
- [Resource Mitigation](#)
- [Resource Performer](#)
- [Resource Role](#)
- [Responsibility](#)
- [Software](#)
- [System](#)
- [Technology](#)

Related procedures

- [Working with Resources Taxonomy diagram](#)
- [Working with Resources Taxonomy table](#)
- [Implementation Matrix](#)